Square Gears

Cat.: **CT-VFM-Q-HM012**

Worm gearboxes

Riduttori a vite senza fine
0.06 ÷ 7.5 kW





Made in Italy

Dossier according to 94/9/EG 8. b ii stored

HYDRO·MEC

Worm gearboxes type Q30 ÷ Q13

A modular and compact product

Single-piece aluminum alloy housing
Is vacuum impregnated (MIL-STD 276) for protection and sealing.
No secondary finish required but readily accepts paint. Combines light weight with high tensile strength. Precision machined for alignment of bearings and gearing.

Single piece alloy steel input shaft and worm shaft.
High helix angle worm is case-hardened (Rc 58-60), ground, teeth are profiled and radiused, for noise reduction and enhanced efficiency.

Oversized bearings
Support positively-retained, high speed shaft for higher shock load capacity - ideal for frequent starting and reversing application.
Premium, Nitrile® high temperature seals each end.



Flange
Fully modular to IEC and compact integrated motor.
NEMA C flange.

Premium, high temperature
Nitrile® output seals

Bronze alloy worm gears.
Is centrifugally cast onto an iron hub for maximum strenght and superior life.

Oversize bearing
For radial load capability and maximum hollow output shaft diameter.

Standard hollow output shaft mounting
Reduces total drive envelope size, weight and cost.
Single and double solid output shaft is available.

Impregnated and machined bearing caps
With exterior machined surfaces enable a variety of mounting accessories.
Extra-deep thread engagement provided for greater support strength.
Zinc plated hardware.

Vent Free Design.
No breather or vents to leak! Factory lubricated for life with synthetic, semi-fluid gear lubricant with an operating range of -15ºC to 130ºC.

oil free

vent free

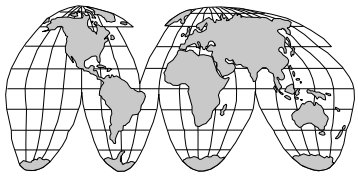

World wide sales network.

Specific type datasheet on page...

Types / Tipi / Arten / Tipos

On page / A pagina / Auf Seite / En la página

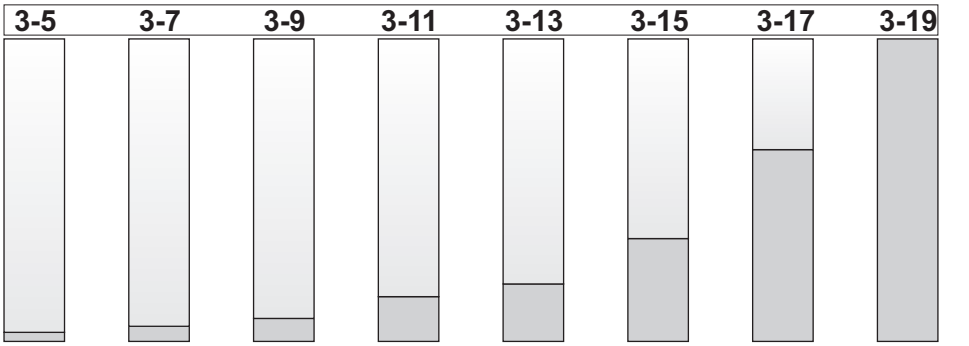

Types / Tipi / Arten / Tipos

On page / A pagina / Auf Seite / En la página

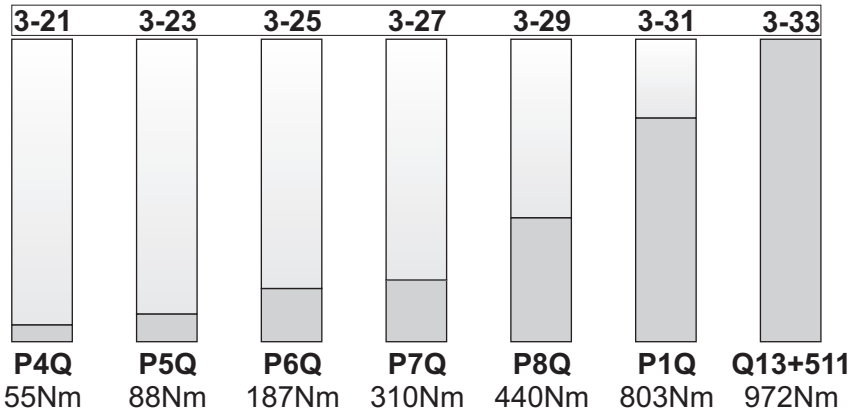



Types / Tipi / Arten / Tipos

On page / A pagina / Auf Seite / En la página

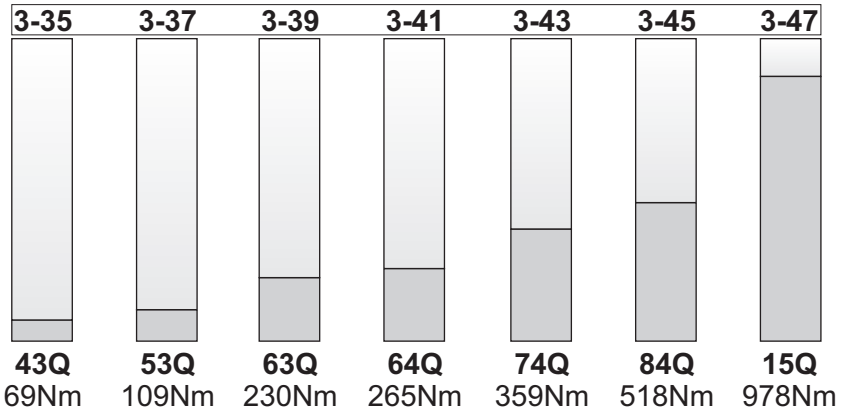

- **Get on our web for the selected type/size the detailed informations**

For : / Per : / Für : / Para :

Selection guide - fs Guida alla selezione	**Reversibility** Reversibilità	**Download 3D drawings** Download disegni 3D
Mounting pos. - Lubrication Pos. di montaggio - lubrificazione	**Thermal limit** Limite termico	**Interchangeability** Intercambiabilità
2 - 6 poles selection Selezione 2 - 6 poli	**Atex certification** Certificazione Atex	**Installation and maintenance** Installazione, uso e manutenzione
Radial - axial loads Carichi radiali e assiali	**Accessories** Accessori	**Spare parts list** Liste parti di ricambio

CODIFICA / HOW TO ORDER / TYPENBEZEICHNUNGEN / CODIFICACIÓN

Type - Tipo - Typ - Tipo	**Size** - Grandezza Grösse - Tomaño	**Mounting** - Montaggio - Montage - Tipo de montaje
P	**Q45**	**FC**

Worm gearboxes
Riduttori a vite senza fine
Schneckengetriebe
Reductores de corona sin fin

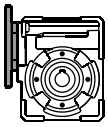
P

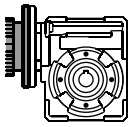
M

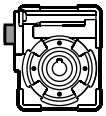
B

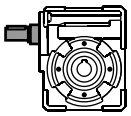
R

Q30 Q45 Q50 Q63 Q75 Q85 Q11 Q13

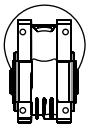
FB

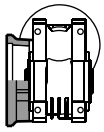
FC

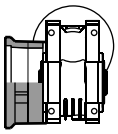
FL

F1
F2
F3
F4

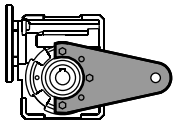
BR

Worm gearboxes with primary reduction
Riduttori a vite senza fine con precoppia
Schneckengetriebe mit stirnradstufe am Eintrieb
Reductores corona sin fin con prereductora de engranajes

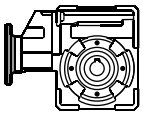
P

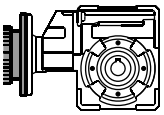
M

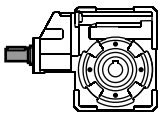
R

P4Q P5Q P6Q P7Q P8Q P1Q

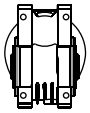
FB

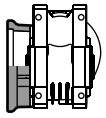
FC

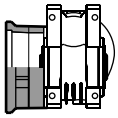
FL

F1
F2
F3
F4

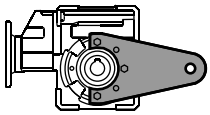
BR

Combined worm gearboxes
Riduttori a vite senza fine combinati
Schneckengetriebekombinationen
Reductores combinados corona sin fin

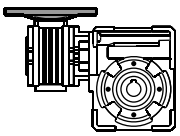
P

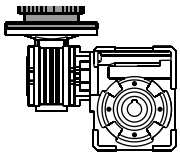
M

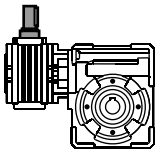
R

43Q 53Q 63Q 64Q 74Q 84Q 15Q

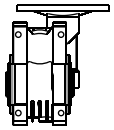
FB

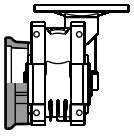
FC

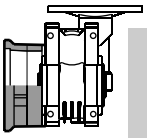
FL

F1
F2
F3
F4

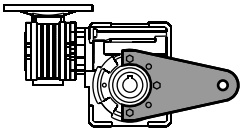
BR

Dossier according to 94/9/EG 8. b ii stored

A richiesta possiamo fornire i nostri prodotti secondo le normative ATEX

On request we can deliver our products according to the ATEX

Auf Anfrage können wir unsere Produkte den Richtlinien ATEX entsprechend liefern

A pedido, se pueden enviar nuestros productos de acuerdo con las normas ATEX.

CODIFICA / HOW TO ORDER / TYPENBEZEICHNUNGEN / CODIFICACIÓN

Ratio - Rapporto Untersetzung Relaciòn	**Hub** - Mozzo corona Hohlwelle Nucleo corona	**Output shaft** Albero lento Abtriebswelle Eje solida	**Motor size** Grandezza motore Motor Grösse Tamaño motor	**Terminal box position** Posizione morsettiera Klemmkastenlage Posición caja de bornes	**Mounting position** Posizione montaggio Einbaulage Position de montaje	**Reduced Input bore** Foro entrata ridotto	**Mountin position** Esecuzione montaggio Einbaulage Posición de montaje
10	**C**	**Q**	**Q**	**B**	**B3**	**-**	**---**
See technical data table Vedi tabelle dati tecnici. Technisches Datenblatt beachten. Ver tabla datos técnicos	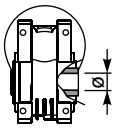 **C** STANDARD Q30 ⇨ ø14 Q45 ⇨ ø18 Q50 ⇨ ø25 Q63 ⇨ ø25 Q75 ⇨ ø30 Q85 ⇨ ø35 Q11 ⇨ ø42 Q13 ⇨ ø45 **I** Stainless steel hub Mozzo in acciaio inox Special series Serie Speciale **S** Q45 ⇨ ø19 Q50 ⇨ ø24 **X** Mozzo in acciaio inox Stainless steel hub 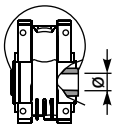 **U** INCH Q45 ⇨ ø0.750” Q50 ⇨ ø1.000” Q63 ⇨ ø1.125” Q85 ⇨ ø1.500”	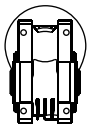 **Ø** 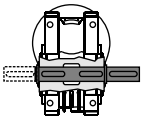 **S** 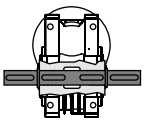 **D**	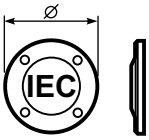 **M** without flange Senza flangia B5 **A**=56 (ø120) **B**=63 (ø140) **C**=71 (ø160) **D**=80 (ø200) **E**=90 (ø200) **F**=100÷112 (ø250) **G**=132 (ø300) B14 **O**=56 (ø80) **P**=63 (ø90) **Q**=71 (ø105) **R**=80 (ø120) **T**=90 (ø140) **U**=100÷112 (ø160) **V**=132 (ø200) **0**=Type R Reduced Fl. **1**=56B5/ø11 **2**=63B5/ø14 **3**=71B5/ø19 **4**=71B5/ø24 **5**=90B5/ø28 **6**=100B5/ø38 **7**=132B5/ø42 **8**=80B14/ø11 **9**=100B5/ø24	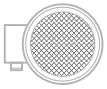 **A** **B** **STANDARD** **C** **D**	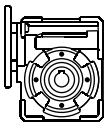 **B3/B5** 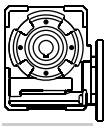 **B8** 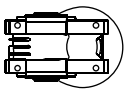 **B6** 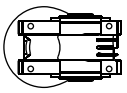 **B7** 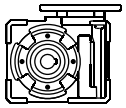 **V5** 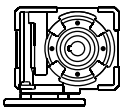 **V6**	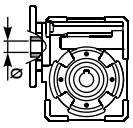 **-** Nothing indication standard bore Nessuna indicazione foro standard **P** Input bore reduced one size Foro entrata ridotto di una misura Ex. Input Flange 71 B14 Standard ø14 **Reduced ø11** **Q** Input bore reduced two sizes Due grandezze ridotte foro entrata Ex. Input Flange 71 B14 Standard ø14 **Reduced ø9**	**Only for combined units See technical data table** Solo per i riduttori combinati Vedi tabelle dati tecnici. Ausführungen für Getriebekombinationen it. Sólo para combinados ver tabla datos técnicos

USEFUL FORMULAS / FORMULE UTILI / NÜTZLICHE FORMELIN / FÓRMULAS ÚTILES

REQUIRED POWER / POTENZA RICHIESTA / ERFORDERLICHE LEISTUNG / POTENCIA NECESARIA

Lifting / sollevamento /hubantriebe / elevactión	$\mathbf{P}\ [KW] = \dfrac{\mathbf{M}\ [Kg] \cdot \mathbf{g}\ [9.81] \cdot \mathbf{v}\ [m/s]}{\mathbf{1000}}$
Rotation / rotazione / drehung / rotaction	$\mathbf{P}\ [KW] = \dfrac{\mathbf{M}\ [Nm] \cdot \mathbf{n}\ [rpm]}{\mathbf{9550}}$
Linear movement / traslazione / linearbewegung / translacion	$\mathbf{P}\ [KW] = \dfrac{\mathbf{F}\ [N] \cdot \mathbf{v}\ [m/s]}{\mathbf{1000}}$

TORQUE / COPPIA / DREHMOMENT / PAR

	$\mathbf{M}\ [Nm] = \dfrac{\mathbf{9550} \cdot \mathbf{P}[KW]}{\mathbf{n}\ [rpm]}$
	$\mathbf{M}\ [lb\ in] = \dfrac{\mathbf{63030} \cdot \mathbf{P}[HP]}{\mathbf{n}\ [rpm]}$

RADIAL LOADS / CARICHI RADIALI / RADIALE - UND AXIALLASTEN / CARGA RADIAL Y AXIAL

- Radial load generated by external transmissions keyed into onput and/or output shafts.
- Forza radiale generata da organi di trasmissione calettati sugli alberi di ingresso e/o uscita.
- Belastungen der Antriebs- bzw. Abtriebswellen durch von aussen eingebrachte Radiallasten.
- Cargas radiales, generada por transmisiones externas, aplicadas sobre los ejes de entrada y/o salida





$F_R\ [N] = \dfrac{\mathbf{M}\ [Nm] \cdot \mathbf{2000}}{\mathbf{d}\ [mm]} \cdot f_K$	$F_R\ [N] = \dfrac{\mathbf{M}\ [lb\ in] \cdot \mathbf{8.9}}{\mathbf{d}\ [in]} \cdot f_K$

M	Output torque / Momento torcente / Abtriebsdrehmoment / Par torsion
d	Diam. of driving element / Diametro primitivo / Durchmesser der Abtriebseinheit / Diámetro primitivo
f_K	Factor / Coefficiente di trasformazione / Faktor / Coefficiente de transmisión **1.15** Gearwheels / Ingranaggi / Zahnrad / Engranaje **1.25** Chain sprochets / Catena / Antriebskette / Cadena **1.75** Narrow v-belt pulley / Cinghia Trapezoidale / Keilriemen / Correa trapezoidal **2.50** Flat-belt pulley / Cinghia piatta / Flachzahnriem. / Correa plana

— If your application requires higher radial loads, contact our technical office. Higher load may be possible.
— Nel caso la vostra applicazione richieda carichi radiali superiori consultare il nostro ufficio tecnico, valori maggiori possono essere accettati.
— Wenn Ihre Anwendung höhere Radialbelastungen erfordert, so wenden Sie sich bitte an unser technischen Büro.
— En el caso en que una aplicación exija una carga radial superior a la especificada en el catálogo, consultar a nuestra oficinas técnica.

B Output speed / Velocità in uscita / Abtriebsdrehzahl / Velocidad de salida

Nominal power / Potenza nominale / Max. mögliche Leistung / Potencia nominal

Gear size / Grandezza riduttore / Getriebegröße / Tamaño reductor

Motor power / Potenza motore / Motorleistung / Potencia motor

A Nominal torque / Momento torcente nominale / Nenn Drehmoment / Par de torsión nominal

Flange code / Codice flangia / Flanschtype / Código bridas

Dynamic efficiency / Rendimento dinamico / Dynamischer / Rendimiento dinámico

Input speed / Velocità in entrata / Eintriebsdrehzahl / Velocidad de entrada

Q45 Square - Gear 41Nm

Rating - Aluminum WORM GEARBOXES

▪ QUICK SELECTION / Selezione veloce

input speed (n_1) = 1400 min^{-1}

Output Speed n_2 [min^{-1}]	Ratio i	Motor power P_{1M} [kW]	Output torque M_{2M} [Nm]	Service factor f.s.	Nominal power P_{1R} [kW]	Nominal torque M_{2R} [Nm]	Available B5 motor flanges B 63	Available B5 motor flanges C 71	Available B14 motor flanges O 56	Available B14 motor flanges P 63	Available B14 motor flanges Q 71	Dynamic efficiency RD	Tooth Module Mn	Ratios code
200	**7**	0.37	14	2.2	0.80	30	**B**		B-C	**B**-C		80	2.2	01
140	**10**	0.37	20	1.5	0.57	30	**B**		B-C	**B**-C		79	2.2	02
100	**14**	0.37	27	1.1	0.41	30	**B**		B-C	**B**-C		77	2.4	03

C Ratio / Rapporto / Untersetzung / Relación

Transmitted torque / Momento torcente trasmesso / Mögliche Drehmomente / Par transmitido

Service factor / Fattore di servizio / Betriebsfaktor / Factor de servicio

Nominal module / Modulo nominale / Nenn modul / Módulo nominal

Notes / Note / Anmerkungen / Notas

fs

Type of load and starts per hour / Tipo di carico e avviamenti per ora			Oper. hours per day / Ore di funz. giorn. <2 h	2 - 8 h	8 - 16 h
Continuous or intermittent appl. with start / hour / Applicazione cont. o interm. con n.ro operazioni/ora	≤ 10	Uniform / Uniforme	0.9	1	1.25
		Moderate / Moderato	1	1.25	1.5
		Heavy / Forte	1.25	1.5	1.75
Intermittent application with start / hour / Applicazione intermittente con n.ro operazioni/ora	> 10	Uniform / Uniforme	1.25	1.5	1.75
		Moderate / Moderato	1.5	1.75	2
		Heavy / Forte	1.75	2	2.25

D Motor flange available / Flange disponibili / Erhältliche Motorflansche / Bridas disponibles

B) Mounting with reduction ring / Montaggio con boccola di riduzione / Reduzierhülsen / Montaje con casquillo de reducción

C) Motor flangeholes position/terminal box position / Posizione fori flangia/basetta motore / Bohrungsposition am Motorflansch/-sockel / Posición agujeros brida / base motor

B) Available without reduction bushes / Disponibile anche senza boccola / Auch ohne Reduzierbuchse verfügbar / Disponible tambien sin casquillo

A	Select required torque (according to service factor)	Seleziona la coppia desiderata (comprensiva del fattore di servizio)	Max. Drehmoment in Bezug zum Betriebsfaktor	Seleccionar el par deseado (incluyendo el factor de servicio)
B	Select ouput speed	Seleziona la velocità in uscita	Ausgewählte Abtriebsdrehzahl	Seleccionar la velocidad de salida
C	On the same line of selected geared motor, you can find the gear ratio	Sulla riga corrispondente alla motorizzazione prescelta si può rilevare il rapporto di riduzione	Auf der gleichen Linie wie die ausgewählte Motorleistung steht auch die Getriebeuntersetzung	En la línea correspondiente al motor preseleccionado es posible encontrar la relación de reducción
D	Select motor flange available (if requested)	Scegli la flangia disponibile (se richiesta)	Erhältliche Motorflansche (auf Anfrage)	Seleccionar la brida disponible (sobre pedido)

▪ QUICK SELECTION / Selezione veloce

input speed (n_1) = 1400 min^{-1}

Output Speed n_2 [min^{-1}]	Ratio i	Motor power P_{1M} [kW]	Output torque M_{2M} [Nm]	Service factor f.s.	Nominal power P_{1R} [kW]	Nominal torque M_{2R} [Nm]	Available B5 motor flanges A 56	Available B5 motor flanges B 63	Available B14 motor flanges O 56	Available B14 motor flanges P 63	Dynamic efficiency RD	Tooth Module Mn [mm]	Ratios code
280	**5**	0.18	5	3.3	0.60	17	B		B-C		82	1.26	09
200	**7**	0.18	7	2.4	0.44	17	B		B-C		80	1.44	01
140	**10**	0.18	10	1.8	0.32	17	B		B-C		78	1.44	02
93	**15**	0.18	13	1.4	0.25	19	B		B-C		73	1.44	03
70	**20**	0.18	17	1.1	0.20	19	B		B-C		70	1.09	04
47	**30**	0.12	15	1.4	0.17	21	B		B-C		62	1.44	05
35	**40**	0.12	19	1.1	0.13	20	B		B-C		57	1.09	06
23	**61**	0.09	19	1.1	0.10	20	B		B-C		50	0.72	07
17.5	**80**	0.09	16	1.0	0.06	16	B		B-C		48	0.56	08

Motor Flanges Available Flange Motore Disponibili — B) **Supplied with Reduction Bushing** Fornito con Bussola di Riduzione — B) **Available on Request without reduction bushing** Disponibile a Richiesta senza Bussola di Riduzione — C) **Motor Flange Holes Position** Posizione Fori Flangia Motore

EN Unit Q30 is supplied with synthetic oil, providing "long life" lubrication. For mounting position V5-V6 please contact us.
See table 1 for lubrication and recommended quantity.
In table 2 please see possible radial loads and axial loads on the gearbox.
For complete documentation please visit our web site.

I Il riduttore tipo Q30 viene fornito lubrificato a vita con olio sintetico. Per posizioni V5-V6 contattare il ns. servizio tecnico.
Vedi tab.1 per oli e quantità consigliati.
In tab.2 sono presenti i carichi radiali e assiali applicabili al riduttore.
Per la documentazione completa consulta il nostro sito.

D Für die Lebensdauerschmierung ist das Getriebe der Größe Q30 mit synthetischem Öl befüllt.
Bei Einbaulage V5 oder V6 bitten wir um Rücksprache.
In Tabelle 1 ist die Schmiermenge und das empfohlene Schmiermittel angegeben.
In Tabelle 2 sind die zulässigen Radial - und Axialbelastungen des Getriebes aufgeführt.
Die komplette Dokumentation, Wartungs - und Inbetriebnahmeanleitungen finden Sie unter.

E El reductor tamaño Q30 se suministra, lubricado de por vida con aceite sintético. Para las posiciones V5 y V6 contactar con nuestro servicio técnico.
Ver tabla 1, para cantidades y aceites recomendados.
En la tabla 2, se encuentran las cargas radiales y axiales admitidas por el reductor.
Para documentación completa, consultar nuestra Web.

▪ LUBRICATION Q30 Oil Quantity 0.03Lt.

AGIP Telium VSF 320	**SHELL** Omala S4 WE 320

For all details on lubrication and plugs check our website **tab. 1**
Per maggiori dettagli su lubrificazione e tappi olio vedi il nostro sito web

▪ RADIAL AND AXIAL LOADS

Output shaft
Albero di uscita

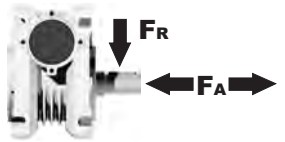

n_2 [min^{-1}]	FA [N]	FR [N]
200	120	600
150	140	700
100	160	800
75	180	900
50	200	1000
25	250	1250
15	280	1400

Input shaft
albero in entrata

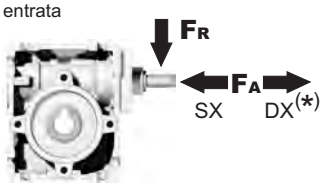

n_1 [min^{-1}]	FA [N]	FR [N]
1400	20	100

***Strong axial loads in the DX direction are not allowed.**
Non sono consentiti forti carichi assiali con direzione DX

tab. 2

▪ **SELECT THIS TYPE AND THIS SPECIFIC SIZE ON THE WEB PAGES TO GET COMPLETE TECHNICAL DATA.**
Selezionare tipo e gandezza specifica nel sito web per la documentazione completa.

PQ30**FB**... Basic wormbox
Riduttore base

Gearbox weight peso riduttore	1.15 kg

M. flanges	Kit code	øF	A
56B5	K030.4.041	120	61.5
63B5	K030.4.042	140	62.5
56B14	K030.4.046	80	61.5
63B14	K030.4.045	90	62.5

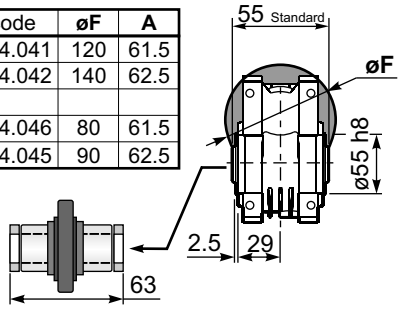

On Request
Output shaft
with spacers
cod. Q30.3.014

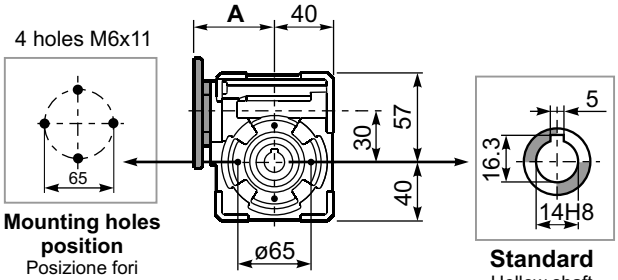

Mounting holes position
Posizione fori di montaggio

Standard
Hollow shaft

PQ30**FC**... Square flange
Flangia quadrata

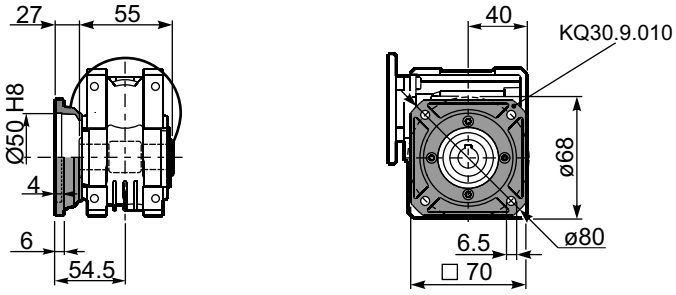

PQ30**FB**... Feet
Piedini

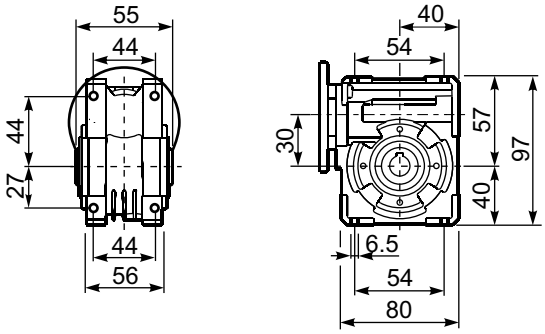

PQ30**BR**... Reaction arm
Braccio di reazione

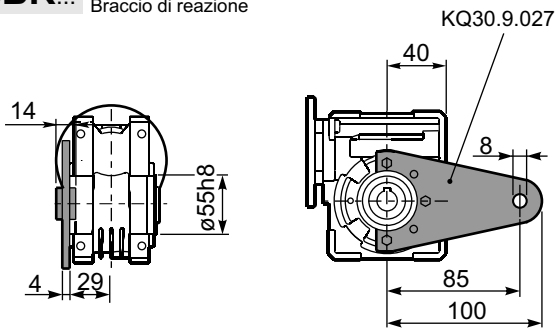

RQ30FB... Input shaft
Albero in entrata

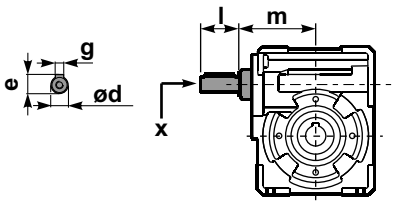

PQ30.....**S**... Single Shaft
Albero lento semplice

PQ30.....**D**... Double Shaft
Albero lento bisp.

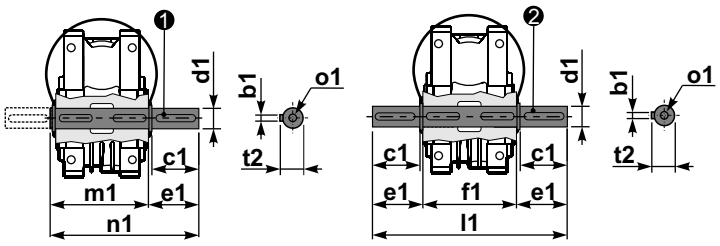

❶ kit cod. K030.5.028 type **B**

❷ kit cod. K030.5.029 type **B**

	ød	e	g	l	m	x	kit code
type **B**	9 h6	10.2	3	20	58	-	K030.5.006 PAM63
type **S**	-	-	-	-	-	-	-

	b1	c1	d1	e1	f1	l1	m1	n1	t2	o1
type **B**	5	25	$14^{-0.005}_{-0.020}$	35.5	55	126	59	94.5	16	M5x14
type **S**	-	-	-	-	-	-	-	-	-	-

▪ QUICK SELECTION / Selezione veloce

input speed (n_1) = 1400 min^{-1}

Output Speed n_2 [min^{-1}]	Ratio i	Motor power P_{1M} [kW]	Output torque M_{2M} [Nm]	Service factor f.s.	Nominal power P_{1R} [kW]	Nominal torque M_{2R} [Nm]	Available B5 motor flanges B 63	Available B5 motor flanges C 71	Available B14 motor flanges O 56	Available B14 motor flanges P 63	Available B14 motor flanges Q 71	Dynamic efficiency RD	Tooth Module Mn [mm]	Ratios code
200	**7**	0.37	14	2.2	0.80	30	**B**		B-C	**B**-C		80	2.2	01
140	**10**	0.37	20	1.5	0.57	30	**B**		B-C	**B**-C		79	2.2	02
100	**14**	0.37	27	1.1	0.41	30	**B**		B-C	**B**-C		77	2.4	03
67	**21**	0.37	36	1.2	0.43	41	**B**		B-C	**B**-C		67	1.6	04
50	**28**	0.25	31	1.3	0.33	41	**B**		B-C	**B**-C		65	2.5	05
38	**37**	0.25	40	1.0	0.26	41	**B**		B-C	**B**-C		63	1.8	06
30	**46**	0.25	46	0.9	0.22	41	**B**		B-C	**B**-C		59	1.5	07
23	**60**	0.18	41	1.0	0.18	41	**B**		B-C	**B**-C		56	1.2	08
20	**70**	0.12	31	1.0	0.12	30	**B**		B-C	**B**-C		54	1.0	09
13.7	**102**	0.09	31	1.0	0.09	29	**B**		B-C	**B**-C		49	0.72	10

Motor Flanges Available Flange Motore Disponibili — B) **Supplied with Reduction Bushing** Fornito con Bussola di Riduzione — **B)** **Available on Request without reduction bushing** Disponibile a Richiesta senza Bussola di Riduzione — C) **Motor Flange Holes Position** Posizione Fori Flangia Motore

*** Power higher than the maximum one which can be supported by the gearbox. Select according to the torque M_{2R}**
Potenza superiore a quella massima sopportabile dal riduttore. Selezionare in base al momento torcente M_{2R}

EN Unit Q45 is supplied with synthetic oil, providing "long life" lubrication. For mounting position V5-V6 please contact us.
See table 1 for lubrication and recommended quantity.
In table 2 please see possible radial loads and axial loads on the gearbox.
For complete documentation please visit our web site.

I Il riduttore tipo Q45 viene fornito lubrificato a vita con olio sintetico. Per posizioni V5-V6 contattare il ns. servizio tecnico.
Vedi tab.1 per oli e quantità consigliati.
In tab.2 sono presenti i carichi radiali e assiali applicabili al riduttore.
Per la documentazione completa consulta il nostro sito.

D Für die Lebensdauerschmierung ist das Getriebe der Größe Q45 mit synthetischem Öl befüllt.
Bei Einbaulage V5 oder V6 bitten wir um Rücksprache.
In Tabelle 1 ist die Schmiermenge und das empfohlene Schmiermittel angegeben.
In Tabelle 2 sind die zulässigen Radial - und Axialbelastungen des Getriebes aufgeführt.
Die komplette Dokumentation, Wartungs - und Inbetriebnahmeanleitungen finden Sie unter.

E El reductor tamaño Q45 se suministra, lubricado de por vida con aceite sintético. Para las posiciones V5 y V6 contactar con nuestro servicio técnico.
Ver tabla 1, para cantidades y aceites recomendados.
En la tabla 2, se encuentran las cargas radiales y axiales admitidas por el reductor.
Para documentación completa, consultar nuestra Web.

▪ LUBRICATION Q45 Oil Quantity 0.09 Lt.

AGIP Telium VSF 320	**SHELL** Omala S4 WE 320

For all details on lubrication and plugs check our website **tab. 1**
Per maggiori dettagli su lubrificazione e tappi olio vedi il nostro sito web

▪ RADIAL AND AXIAL LOADS

Output shaft
Albero di uscita

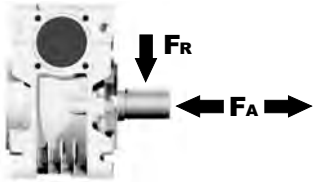

n_2 [min^{-1}]	FA [N]	FR [N]
200	180	900
150	200	1000
100	220	1100
75	240	1200
50	260	1400
25	300	1800
15	400	2000

Input shaft
albero in entrata

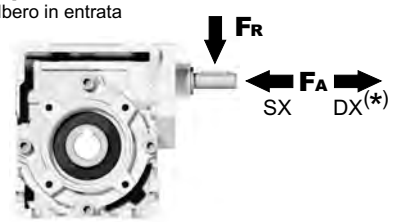

n_1 [min^{-1}]	FA [N]	FR [N]
1400	42	210

***Strong axial loads in the DX direction are not allowed.**
Non sono consentiti forti carichi assiali con direzione DX

tab. 2

▪ **SELECT THIS TYPE AND THIS SPECIFIC SIZE ON THE WEB PAGES TO GET COMPLETE TECHNICAL DATA.**
Selezionare tipo e gandezza specifica nel sito web per la documentazione completa.

PQ45FB... Basic wormbox
Riduttore base

Gearbox weight peso riduttore	2.30 kg

M. flanges	Kit code	øF	A
63B5	K050.4.041	138	78
71B5	K050.4.042	160	76
56B14	KC40.4.049	80	77.5
63B14	K050.4.047	90	80
71B14	K050.4.045	105	77.5

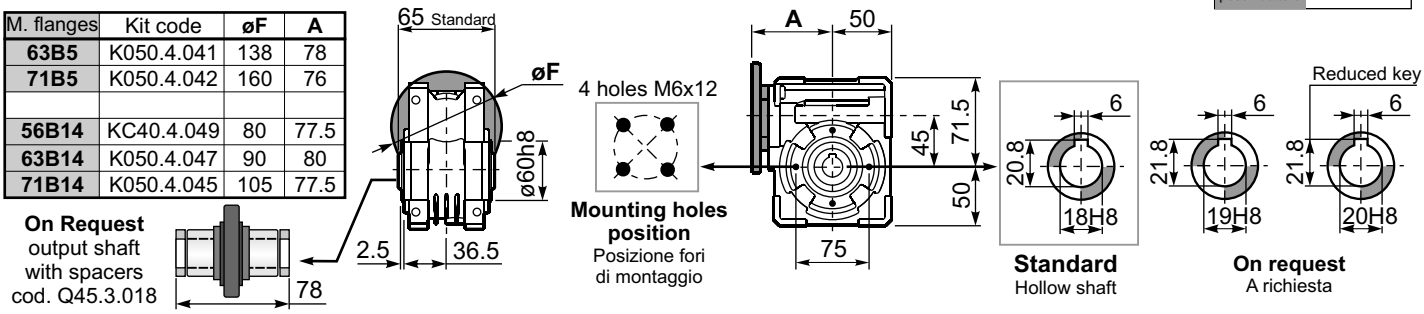

PQ45FC... Square flange
Flangia quadrata

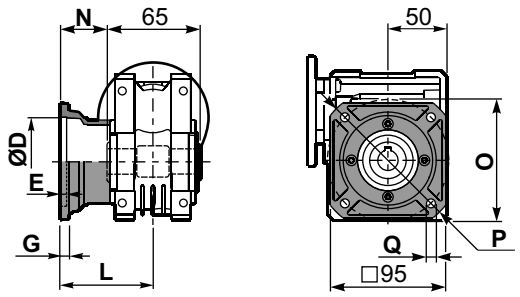

type B	øD	E	G	L	N	O	P	Q	kit code
FC	60 H8	4	7	67	34.5	75	110	9	KQ45.9.010
FL	60 H8	4	7	97	64.5	75	110	9	KQ45.9.011

PQ45F1... Round flange
Flangia rotonda

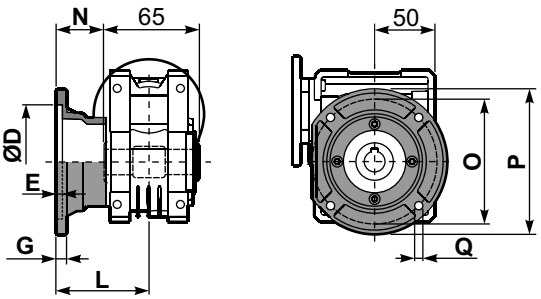

type S	øD	E	G	L	N	O	P	Q	kit code
F1	95H8	5	9	80	47.5	115	140	9.5	KSQ45.9.012
F2	80H8	5	12	58	25.5	100	120	9	KSQ45.9.013

PQ45FB... Feet
Piedini

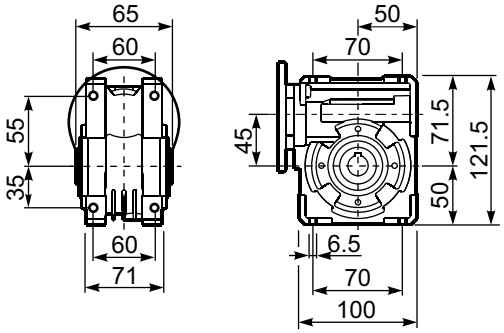

PQ45BR... Reaction arm
Braccio di reazione

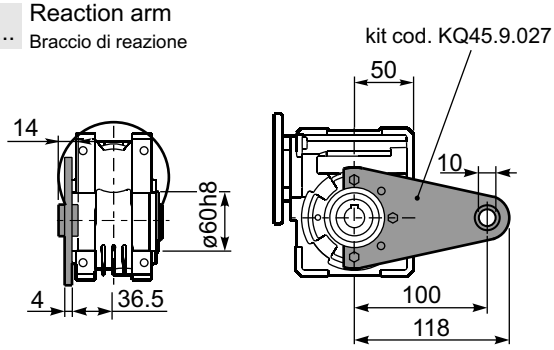

RQ45FB... Input shaft
Albero in entrata

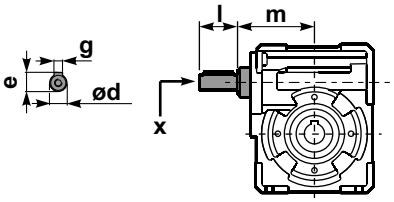

	ød	e	g	l	m	x	kit code
type B	11 h6	12.5	4	30	74	-	❶ K045.5.006 PAM71 ❷ -
type S	-	-	-	-	-	-	❶ - ❷ -

PQ45.....S... Single Shaft
Albero lento semplice

PQ45.....D... Double Shaft
Albero lento bisp.

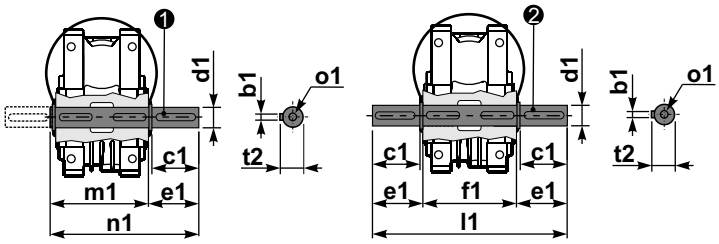

❶ kit cod. K045.5.028 type **B**
kit cod. KS045.5.030 type **S**

❷ kit cod. K045.5.029 type **B**
kit cod. KS045.5.031 type **S**

	b1	c1	d1	e1	f1	l1	m1	n1	t2	o1
type B	6	32	$18^{-0.005}_{-0.020}$	43	65	151	70	113	20.5	M6x18
type S	6	40	$19^{-0.005}_{-0.020}$	58.5	65	182	70	128.5	21.5	M8x20

▪ QUICK SELECTION / Selezione veloce

input speed (n_1) = 1400 min^{-1}

Output Speed n_2 [min^{-1}]	Ratio i	Motor power P_{1M} [kW]	Output torque M_{2M} [Nm]	Service factor f.s.	Nominal power P_{1R} [kW]	Nominal torque M_{2R} [Nm]	Available B5 motor flanges B 63	C 71	D 80	Available B14 motor flanges O 56	P 63	Q 71	R 80	Dynamic efficiency RD	Tooth Module Mn [mm]	Ratios code
200	**7**	0.75	29	1.9	1.5	57	B	**B**			B-C	**B**		82	2.5	01
140	**10**	0.75	41	1.5	1.1	62	B	**B**			B-C	**B**		80	2.4	02
100	**14**	0.75	57	1.2	0.90	68	B	**B**			B-C	**B**		79	2.6	03
78	**18**	0.55	51	1.2	0.67	62	B	**B**			B-C	**B**		75	2.0	04
54	**26**	0.55	67	1.0	0.54	66	B	**B**			B-C	**B**		69	2.7	05
39	**36**	0.37	63	1.2	0.43	72	B			B-C	B-C			69	2.1	06
33	**43**	0.37	72	1.0	0.35	68	B			B-C	B-C			66	1.8	07
23	**60**	0.25	59	1.0	0.26	62	B			B-C	B-C			58	1.3	08
21	**68**	0.25	66	0.9	0.22	58	B			B-C	B-C			57	1.2	09
17.5	**80**	0.18	53	1.1	0.19	57	B			B-C	B-C			54	1.0	10
14	**100**	0.12	41	1.3	0.15	51	B			B-C	B-C			50	0.8	11

Motor Flanges Available Flange Motore Disponibili — B) **Supplied with Reduction Bushing** Fornito con Bussola di Riduzione — **B)** **Available on Request without reduction bushing** Disponibile a Richiesta senza Bussola di Riduzione — C) **Motor Flange Holes Position** Posizione Fori Flangia Motore

EN Unit Q50 is supplied with synthetic oil, providing "long life" lubrication. For mounting position V5-V6 please contact us.
See table 1 for lubrication and recommended quantity.
In table 2 please see possible radial loads and axial loads on the gearbox.
For complete documentation please visit our web site.

I Il riduttore tipo Q50 viene fornito lubrificato a vita con olio sintetico. Per posizioni V5-V6 contattare il ns. servizio tecnico.
Vedi tab.1 per oli e quantità consigliati.
In tab.2 sono presenti i carichi radiali e assiali applicabili al riduttore.
Per la documentazione completa consulta il nostro sito.

D Für die Lebensdauerschmierung ist das Getriebe der Größe Q50 mit synthetischem Öl befüllt.
Bei Einbaulage V5 oder V6 bitten wir um Rücksprache.
In Tabelle 1 ist die Schmiermenge und das empfohlene Schmiermittel angegeben.
In Tabelle 2 sind die zulässigen Radial - und Axialbelastungen des Getriebes aufgeführt.
Die komplette Dokumentation, Wartungs - und Inbetriebnahmeanleitungen finden Sie unter.

E El reductor tamaño Q50 se suministra, lubricado de por vida con aceite sintético. Para las posiciones V5 y V6 contactar con nuestro servicio técnico.
Ver tabla 1, para cantidades y aceites recomendados.
En la tabla 2, se encuentran las cargas radiales y axiales admitidas por el reductor.
Para documentación completa, consultar nuestra Web.

▪ LUBRICATION Q50 Oil Quantity 0.14 Lt.

AGIP Telium VSF 320	**SHELL** Omala S4 WE 320

For all details on lubrication and plugs check our website **tab. 1**
Per maggiori dettagli su lubrificazione e tappi olio vedi il nostro sito web

▪ RADIAL AND AXIAL LOADS

Output shaft
Albero di uscita



n_2 [min^{-1}]	FA [N]	FR [N]
200	240	1200
150	280	1400
100	300	1500
75	340	1700
50	380	1900
25	480	2500
15	560	2800

Input shaft
albero in entrata

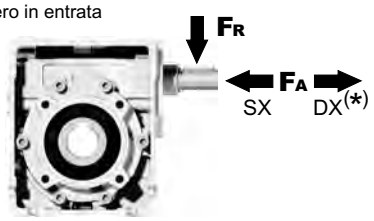

n_1 [min^{-1}]	FA [N]	FR [N]
1400	76	380

***Strong axial loads in the DX direction are not allowed.**
Non sono consentiti forti carichi assiali con direzione DX

tab. 2

▪ **SELECT THIS TYPE AND THIS SPECIFIC SIZE ON THE WEB PAGES TO GET COMPLETE TECHNICAL DATA.**
Selezionare tipo e gandezza specifica nel sito web per la documentazione completa.

PQ50FB... Basic wormbox
Riduttore base

M. flanges	Kit code	øF	A
63B5	K050.4.041	138	81.5
71B5	K050.4.042	160	79.5
80B5	K050.4.043	200	81.5
56B14	KC40.4.049	80	81
63B14	K050.4.047	90	83.5
71B14	K050.4.045	105	81
80B14	K050.4.046	120	81.5

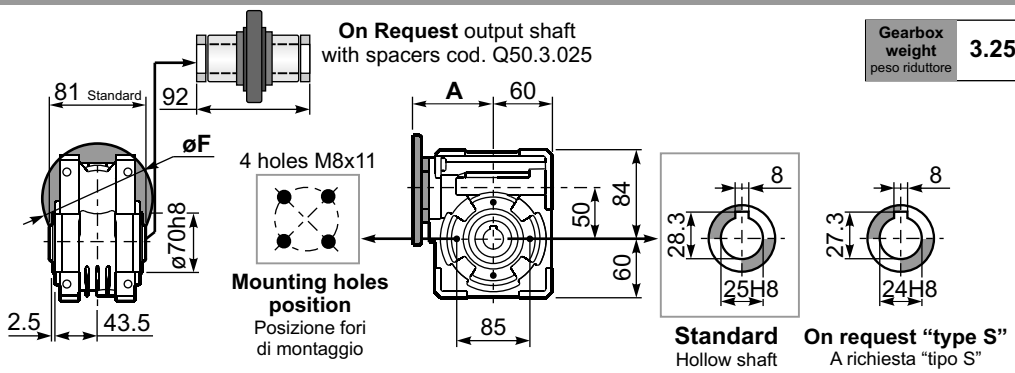

Gearbox weight / peso riduttore: **3.25 kg**

PQ50FC... Square flange
Flangia quadrata

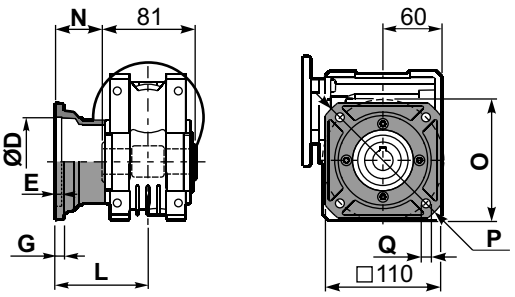

type B	øD	E	G	L	N	O	P	Q	kit code
FC	70 H8	5	9	90	49.5	85	125	11	KQ50.9.010
FL	70 H8	5	9	120	79.5	85	125	11	KQ50.9.011

PQ50F1... Round flange
Flangia rotonda

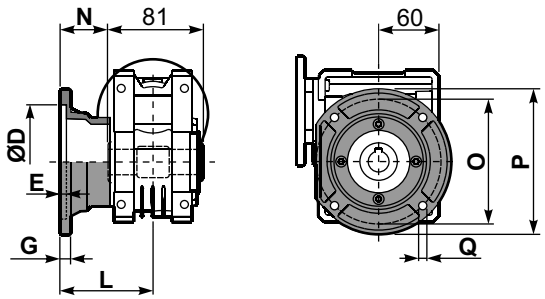

type S	øD	E	G	L	N	O	P	Q	kit code
F1	110 H8	5	10	89	48.5	130	160	9.5	KSQ50.9.012
F2	95 H8	5	14.5	72	31.5	115	140	11	KSQ50.9.013

PQ50FB... Feet
Piedini

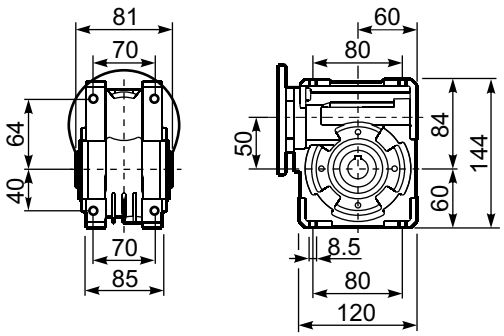

PQ50BR... Reaction arm
Braccio di reazione

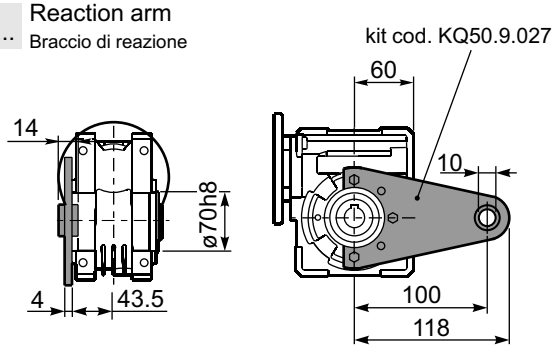

RQ50FB... Input shaft
Albero in entrata

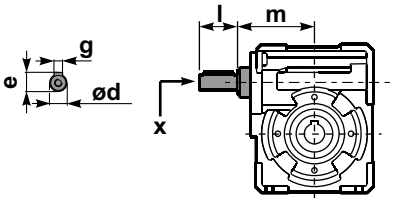

	ød	e	g	l	m	x	kit code
type B	16 h6	18	5	30	79.5	M6x16	❶ K050.5.006 PAM71 ❷ K050.5.007 PAM80
type S	14 h6	16	5	30	79.5	M5x10	❶ KS050.5.008 PAM71 ❷ KS050.5.009 PAM80

PQ50.....S... Single Shaft
Albero lento semplice

PQ50.....D... Double Shaft
Albero lento bisp.

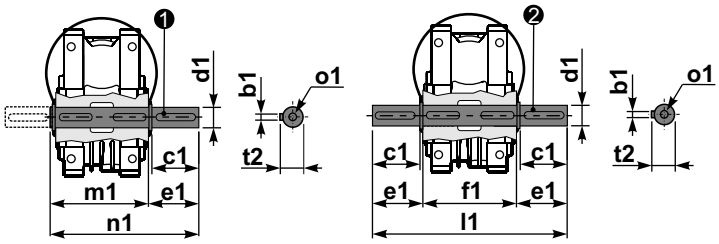

❶ kit cod. K050.5.028 type **B**
kit cod. KS050.5.030 type **S**

❷ kit cod. K050.5.029 type **B**
kit cod. KS050.5.031 type **S**

	b1	c1	d1	e1	f1	l1	m1	n1	t2	o1
type B	8	52	$25^{-0.005}_{-0.020}$	59.5	81	200	86.5	146	28	M8x20
type S	8	50	$24^{-0.005}_{-0.020}$	68.8	81	218	86.5	155	27	M8x20

▪ QUICK SELECTION / Selezione veloce

input speed (n_1) = 1400 min^{-1}

Output Speed n_2 [min^{-1}]	Ratio i	Motor power P_{1M} [kW]	Output torque M_{2M} [Nm]	Service factor f.s.	Nominal power P_{1R} [kW]	Nominal torque M_{2R} [Nm]	Available B5 motor flanges B 63	C 71	D 80	E 90	Available B14 motor flanges Q 71	R 80	T 90	Dynamic efficiency RD	Tooth Module Mn [mm]	Ratios code
200	**7**	1.8	71	1.8	3.2	125		B	**B**		B-C	**B**-C		83	3.1	01
140	**10**	1.8	99	1.4	2.4	134		B	**B**		B-C	**B**-C		81	3.1	02
93	**15**	1.5	121	1.1	1.7	138		B	**B**		B-C	**B**-C		79	3.1	03
74	**19**	1.1	111	1.2	1.4	138		B	**B**		B-C	**B**-C		78	2.6	04
58	**24**	1.1	135	1.0	1.2	142		B	**B**		B-C	**B**-C		75	2.0	05
47	**30**	1.1	167	0.9	0.96	146		B	**B**		B-C	**B**-C		74	3.2	06
39	**36**	0.75	125	1.2	0.88	147		B	**B**		B-C	**B**-C		68	2.7	07
31	**45**	0.55	111	1.2	0.67	135	B	B			B-C	C		66	2.1	08
21	**67**	0.55	151	0.8	0.45	124	B	B			B-C	C		60	1.5	09
17.5	**80**	0.37	115	1.0	0.38	119	B	B			B-C	C		57	1.3	10
14.9	**94**	0.37	123	1.0	0.36	119	B	B			B-C	C		52	1.1	11

Motor Flanges Available Flange Motore Disponibili

B) **Supplied with Reduction Bushing** Fornito con Bussola di Riduzione

B) **Available on Request without reduction bushing** Disponibile a Richiesta senza Bussola di Riduzione

C) **Motor Flange Holes Position** Posizione Fori Flangia Motore

EN Unit Q63 is supplied with synthetic oil, providing "long life" lubrication. For mounting position V5-V6 please contact us.
See table 1 for lubrication and recommended quantity.
In table 2 please see possible radial loads and axial loads on the gearbox.
For complete documentation please visit our web site.

I Il riduttore tipo Q63 viene fornito lubrificato a vita con olio sintetico. Per posizioni V5-V6 contattare il ns. servizio tecnico.
Vedi tab.1 per oli e quantità consigliati.
In tab.2 sono presenti i carichi radiali e assiali applicabili al riduttore.
Per la documentazione completa consulta il nostro sito.

D Für die Lebensdauerschmierung ist das Getriebe der Größe Q63 mit synthetischem Öl befüllt.
Bei Einbaulage V5 oder V6 bitten wir um Rücksprache.
In Tabelle 1 ist die Schmiermenge und das empfohlene Schmiermittel angegeben.
In Tabelle 2 sind die zulässigen Radial - und Axialbelastungen des Getriebes aufgeführt.
Die komplette Dokumentation, Wartungs - und Inbetriebnahmeanleitungen finden Sie unter.

E El reductor tamaño Q63 se suministra, lubricado de por vida con aceite sintético. Para las posiciones V5 y V6 contactar con nuestro servicio técnico.
Ver tabla 1, para cantidades y aceites recomendados.
En la tabla 2, se encuentran las cargas radiales y axiales admitidas por el reductor.
Para documentación completa, consultar nuestra Web.

▪ LUBRICATION Q63 Oil Quantity 0.30 Lt.

AGIP Telium VSF 320	**SHELL** Omala S4 WE 320

For all details on lubrication and plugs check our website **tab. 1**
Per maggiori dettagli su lubrificazione e tappi olio vedi il nostro sito web

▪ RADIAL AND AXIAL LOADS

Output shaft
Albero di uscita

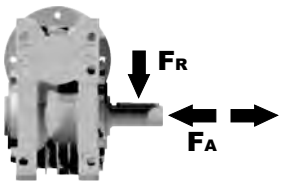

n_2 [min^{-1}]	FA [N]	FR [N]
200	360	1800
150	400	2000
100	460	2300
75	500	2500
50	600	3000
25	700	3800
15	800	4000

Input shaft
albero in entrata

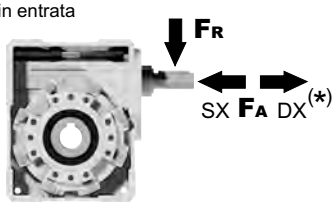

n_1 [min^{-1}]	FA [N]	FR [N]
1400	90	450

***Strong axial loads in the DX direction are not allowed.**
Non sono consentiti forti carichi assiali con direzione DX

tab. 2

▪ **SELECT THIS TYPE AND THIS SPECIFIC SIZE ON THE WEB PAGES TO GET COMPLETE TECHNICAL DATA.**
Selezionare tipo e gandezza specifica nel sito web per la documentazione completa.

PQ63FB... Basic wormbox
Riduttore base

Gearbox weight peso riduttore	6.00 kg

M. flanges	Kit code	øF	A
63B5	K063.4.041	140	99.5
71B5	K063.4.042	160	97.5
80/90B5	K063.4.043	200	99.5
71B14	K063.4.047	105	97.5
80B14	K063.4.046	120	98.5
90B14	K063.4.041	140	99.5

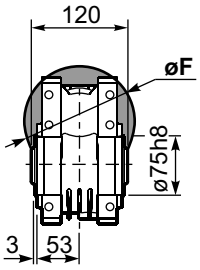

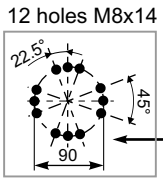

Mounting holes position
Posizione fori di montaggio

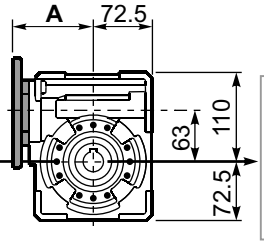

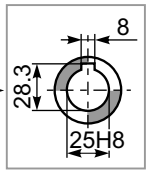

Standard
Hollow shaft

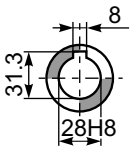

On request
A richiesta

PQ63FC... Square flange
Flangia quadrata

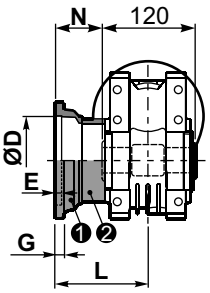

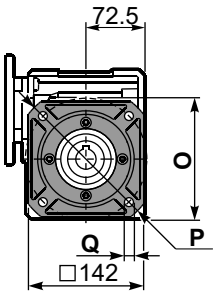

type B	øD	E	G	L	N	O	P	Q	kit code
FC	$115^{+0.20}_{+0.15}$	6	12	86	26	150	180	11	❶ KQ63.9.010 ❷ -
FL	$115^{+0.20}_{+0.15}$	6	12	116	56	150	180	11	❶ KQ63.9.010 ❷ K063.0.200

PQ63F1... Round flange
Flangia rotonda

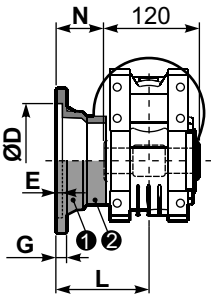

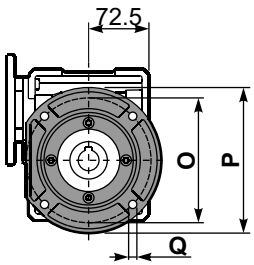

type S	øD	E	G	L	N	O	P	Q	kit code
F1	$130^{+0.20}_{+0.15}$	7	13	110	50	165	200	13	❶ KS070.9.013 ❷ -
F2	$115^{+0.20}_{+0.15}$	7	13	124	64	150	175	11	❶ KS063.9.013 ❷ -
F3	$110^{+0.035}_{0}$	5	11	90	30	130	160	10	❶ KS063.9.011 ❷ -

PQ63FB... Feet
Piedini

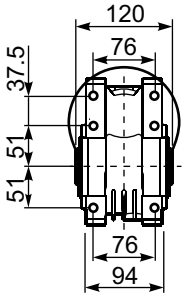

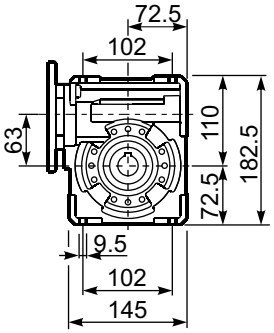

PQ63BR... Reaction arm
Braccio di reazione

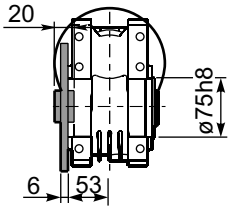

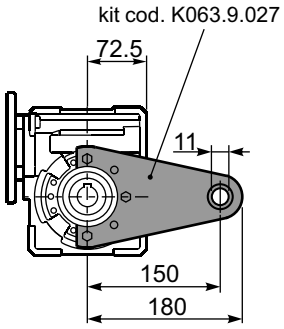

RQ63FB... Input shaft
Albero in entrata

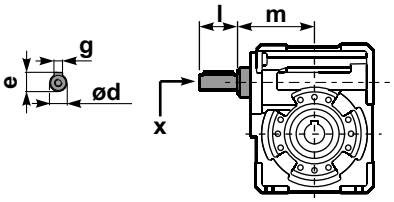

	ød	e	g	l	m	x	kit code
type B	18 h6	20.5	6	45	93	M6x16	❶ K063.5.006 PAM80 ❷ K063.5.007 PAM90
type S	19 h6	21.5	6	40	93	M8x20	❶ KS063.5.008 PAM80 ❷ KS063.5.009 PAM90

PQ63.....S... Single Shaft
Albero lento semplice

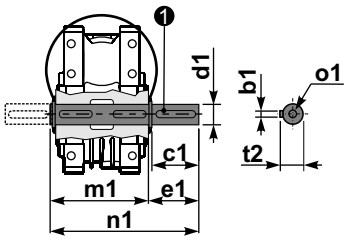

PQ63.....D... Double Shaft
Albero lento bisp.

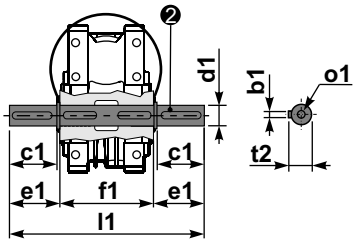

❶ kit cod. K063.5.028 type **B**

❷ kit cod. K063.5.029 type **B**

	b1	c1	d1	e1	f1	l1	m1	n1	t2	o1
type B	8	60	$25^{-0.005}_{-0.020}$	63.2	120	246.4	126.8	190	28	M8x20
type S	-	-	-	-	-	-	-	-	-	-

▪ QUICK SELECTION / Selezione veloce

input speed (n_1) = 1400 min^{-1}

Output Speed n_2 [min^{-1}]	Ratio i	Motor power P_{1M} [kW]	Output torque M_{2M} [Nm]	Service factor f.s.	Nominal power P_{1R} [kW]	Nominal torque M_{2R} [Nm]	Available B5 motor flanges C 71	D 80	E 90	F 100 112	Available B14 motor flanges R 80	T 90	U 100 112	Dynamic efficiency RD	Tooth Module Mn [mm]	Ratios code
200	**7**	4	172	1.1	4.4	190		B	B		B	B		90	3.75	01
140	**10**	4	240	1.0	3.8	230		B	B		B	B		88	3.75	02
93	**15**	3	261	1.0	2.9	250		B	B		B	B		85	3.75	03
70	**20**	2.2	249	1.0	2.2	250		B	B		B	B		83	3.00	04
56	**25**	1.5	205	1.2	1.83	250	B	B			B			80	2.41	05
45	**31**	1.5	244	1.1	1.66	270	B	B			B			77	3.75	06
35	**40**	1.5	295	0.9	1.30	255	B	B			B			72	3.10	07
28	**50**	0.75	174	1.3	0.95	220	B							68	2.41	08
23	**60**	0.75	202	1.0	0.75	200	B							65	2.10	09
17.5	**80**	0.55	177	1.0	0.56	180	B							59	1.53	10
14.0	**100**	0.55*	206	0.7	0.40	150	B							55	1.23	11

Motor Flanges Available Flange Motore Disponibili

B) **Supplied with Reduction Bushing** Fornito con Bussola di Riduzione

B) **Available on Request without reduction bushing** Disponibile a Richiesta senza Bussola di Riduzione

C) **Motor Flange Holes Position** Posizione Fori Flangia Motore

EN Unit Q75 is supplied with synthetic oil, providing "long life" lubrication. For mounting position V5-V6 please contact us.
See table 1 for lubrication and recommended quantity.
In table 2 please see possible radial loads and axial loads on the gearbox.
For complete documentation please visit our web site.

I Il riduttore tipo Q75 viene fornito lubrificato a vita con olio sintetico. Per posizioni V5-V6 contattare il ns. servizio tecnico.
Vedi tab.1 per oli e quantità consigliati.
In tab.2 sono presenti i carichi radiali e assiali applicabili al riduttore.
Per la documentazione completa consulta il nostro sito.

D Für die Lebensdauerschmierung ist das Getriebe der Größe Q75 mit synthetischem Öl befüllt.
Bei Einbaulage V5 oder V6 bitten wir um Rücksprache.
In Tabelle 1 ist die Schmiermenge und das empfohlene Schmiermittel angegeben.
In Tabelle 2 sind die zulässigen Radial - und Axialbelastungen des Getriebes aufgeführt.
Die komplette Dokumentation, Wartungs - und Inbetriebnahmeanleitungen finden Sie unter.

E El reductor tamaño Q75 se suministra, lubricado de por vida con aceite sintético. Para las posiciones V5 y V6 contactar con nuestro servicio técnico.
Ver tabla 1, para cantidades y aceites recomendados.
En la tabla 2, se encuentran las cargas radiales y axiales admitidas por el reductor.
Para documentación completa, consultar nuestra Web.

▪ LUBRICATION Q75 Oil Quantity 0.40 Lt.

AGIP Telium VSF 320	**SHELL** Omala S4 WE 320

For all details on lubrication and plugs check our website **tab. 1**
Per maggiori dettagli su lubrificazione e tappi olio vedi il nostro sito web

▪ RADIAL AND AXIAL LOADS

Output shaft
Albero di uscita

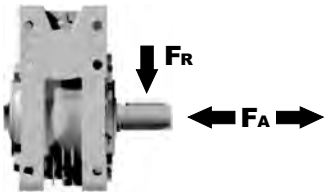

n_2 [min^{-1}]	FA [N]	FR [N]
200	460	2300
150	520	2600
100	560	2800
75	620	3100
50	720	3600
25	880	4400
15	1000	5000

Input shaft
albero in entrata

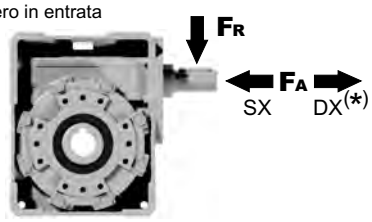

n_1 [min^{-1}]	FA [N]	FR [N]
1400	125	630

***Strong axial loads in the DX direction are not allowed.**
Non sono consentiti forti carichi assiali con direzione DX

tab. 2

▪ **SELECT THIS TYPE AND THIS SPECIFIC SIZE ON THE WEB PAGES TO GET COMPLETE TECHNICAL DATA.**
Selezionare tipo e gandezza specifica nel sito web per la documentazione completa.

PQ75FB... Basic wormbox
Riduttore base

Gearbox weight peso riduttore	8.70 kg

M. flanges	Kit code	øF	A
71B5	K023.4.041	160	113.5
80/90B5	K023.4.042	200	115.5
100/112B5	K023.4.043	250	121.5
80B14	K085.4.046	120	113.5
90B14	K085.4.045	140	113.5
100/112B14	K023.4.041	160	113.5

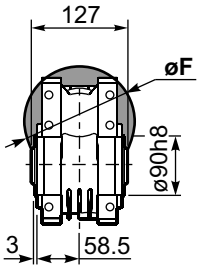

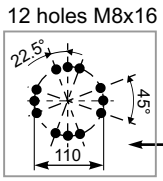

Mounting holes position
Posizione fori di montaggio

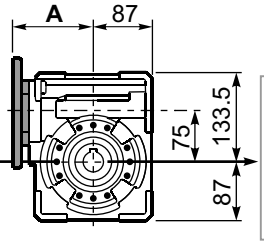

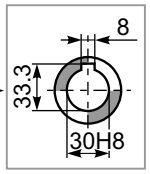

Standard
Hollow shaft

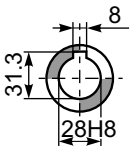

On request
A richiesta

PQ75FC... Square flange
Flangia quadrata

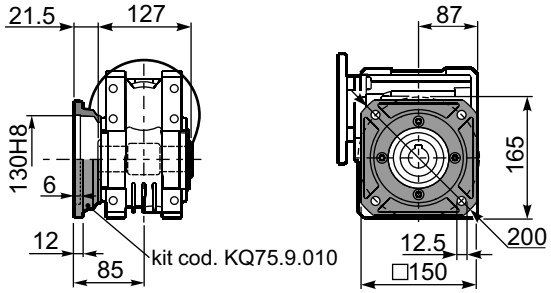

PQ75FL... Square flange
Flangia quadrata

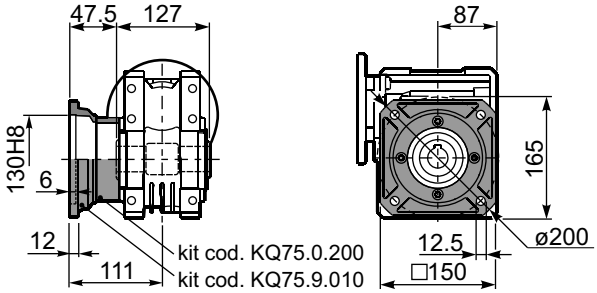

PQ75FB... Feet
Piedini

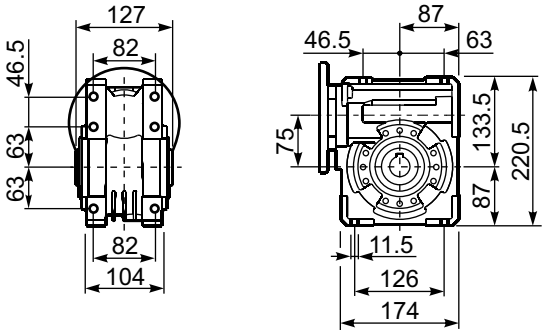

PQ75BR... Reaction arm
Braccio di reazione

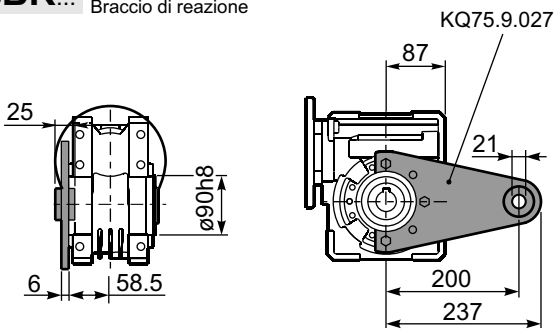

RQ75FB... Input shaft
Albero in entrata

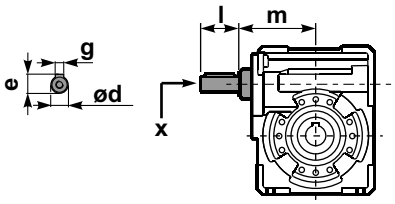

PQ75.....S... Single Shaft
Albero lento semplice

PQ75.....D... Double Shaft
Albero lento bisp.

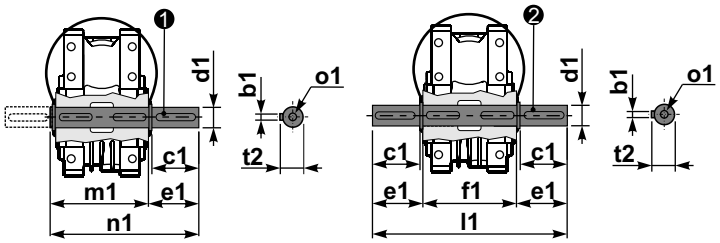

❶ kit cod. KQ75.5.028 Standard
kit cod. KQ75.5.026 On request

❷ kit cod. KQ75.5.029 Standard
kit cod. KQ75.5.027 On request

	ød	e	g	l	m	x	kit code
type **B**	25 h6	27.8	8	50	109.5	M8x20	KQ75.5.006 PAM80 K085.5.007 PAM90 K085.5.008 PAM100

	b1	c1	d1	e1	f1	l1	m1	n1	t2	o1
Standard	8	60	$30^{-0.005}_{-0.020}$	65	127	255	134	199	33	M8x20
On request	8	60	$28^{-0.005}_{-0.020}$	65	127	255	134	199	31	M8x20

▪ QUICK SELECTION / Selezione veloce

input speed (n_1) = 1400 min^{-1}

Output Speed n_2 [min^{-1}]	Ratio i	Motor power P_{1M} [kW]	Output torque M_{2M} [Nm]	Service factor f.s.	Nominal power P_{1R} [kW]	Nominal torque M_{2R} [Nm]	Available B5 motor flanges C 71	D 80	E 90	F 100 112	Available B14 motor flanges R 80	T 90	U 100 112	Dynamic efficiency RD	Tooth Module Mn [mm]	Ratios code
200	**7**	4.0	168	1.5	6.1	257		B	B		B	B		88	4.23	01
140	**10**	4.0	218	1.3	5.2	284		B	B		B	B		80	4.2	02
100	**14**	3.0	223	1.4	4.1	305		B	B		B	B		78	4.5	03
70	**20**	2.2	237	1.2	2.7	294		B	B		B	B		79	3.4	04
64	**22**	2.2	258	1.1	2.5	294		B	B		B	B		78	3.1	05
50	**28**	2.2	315	1.1	2.4	347		B	B		B	B		75	4.7	06
37	**38**	1.5	276	1.2	1.8	336	B	B			B			71	3.5	07
30	**46**	1.5	320	1.0	1.5	326	B	B			B			68	3.1	08
27	**52**	1.1	258	1.1	1.2	289	B	B			B			66	2.7	09
21	**67**	1.1	327	0.9	0.97	289	B	B			B			65	2.1	10
18.9	**74**	0.75	220	1.2	0.91	268	B	B			B			58	1.9	11
14.6	**96**	0.55	191	1.3	0.70	242	B	B			B			53	1.5	12

Motor Flanges Available Flange Motore Disponibili
B) **Supplied with Reduction Bushing** Fornito con Bussola di Riduzione
B) **Available on Request without reduction bushing** Disponibile a Richiesta senza Bussola di Riduzione
C) **Motor Flange Holes Position** Posizione Fori Flangia Motore

EN Unit Q85 is supplied with synthetic oil, providing "long life" lubrication. For mounting position V5-V6 please contact us.
See table 1 for lubrication and recommended quantity.
In table 2 please see possible radial loads and axial loads on the gearbox.
For complete documentation please visit our web site.

I Il riduttore tipo Q85 viene fornito lubrificato a vita con olio sintetico. Per posizioni V5-V6 contattare il ns. servizio tecnico.
Vedi tab.1 per oli e quantità consigliati.
In tab.2 sono presenti i carichi radiali e assiali applicabili al riduttore.
Per la documentazione completa consulta il nostro sito.

D Für die Lebensdauerschmierung ist das Getriebe der Größe Q85 mit synthetischem Öl befüllt.
Bei Einbaulage V5 oder V6 bitten wir um Rücksprache.
In Tabelle 1 ist die Schmiermenge und das empfohlene Schmiermittel angegeben.
In Tabelle 2 sind die zulässigen Radial - und Axialbelastungen des Getriebes aufgeführt.
Die komplette Dokumentation, Wartungs - und Inbetriebnahmeanleitungen finden Sie unter.

E El reductor tamaño Q85 se suministra, lubricado de por vida con aceite sintético. Para las posiciones V5 y V6 contactar con nuestro servicio técnico.
Ver tabla 1, para cantidades y aceites recomendados.
En la tabla 2, se encuentran las cargas radiales y axiales admitidas por el reductor.
Para documentación completa, consultar nuestra Web.

▪ LUBRICATION Q85 Oil Quantity 1.20 Lt.

AGIP Telium VSF 320	SHELL Omala S4 WE 320

For all details on lubrication and plugs check our website **tab. 1**
Per maggiori dettagli su lubrificazione e tappi olio vedi il nostro sito web

▪ RADIAL AND AXIAL LOADS

Output shaft
Albero di uscita



n_2 [min^{-1}]	FA [N]	FR [N]
200	500	2500
150	580	2900
100	600	3000
75	700	3500
50	800	4000
25	1000	5000
15	1160	5800

Input shaft
albero in entrata

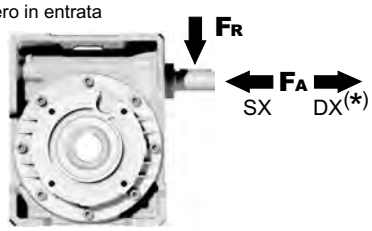

n_1 [min^{-1}]	FA [N]	FR [N]
1400	160	809

***Strong axial loads in the DX direction are not allowed.**
Non sono consentiti forti carichi assiali con direzione DX

tab. 2

▪ **SELECT THIS TYPE AND THIS SPECIFIC SIZE ON THE WEB PAGES TO GET COMPLETE TECHNICAL DATA.**
Selezionare tipo e gandezza specifica nel sito web per la documentazione completa.

PQ85FB... Basic wormbox
Riduttore base

Gearbox weight peso riduttore	18.7 kg

M. flanges	Kit code	øF	A
71B5	K023.4.041	160	116
80/90B5	K023.4.042	200	118
100/112B5	K023.4.043	250	124
80B14	K085.4.046	120	116
90B14	K085.4.045	140	116
100/112B14	K023.4.041	160	116

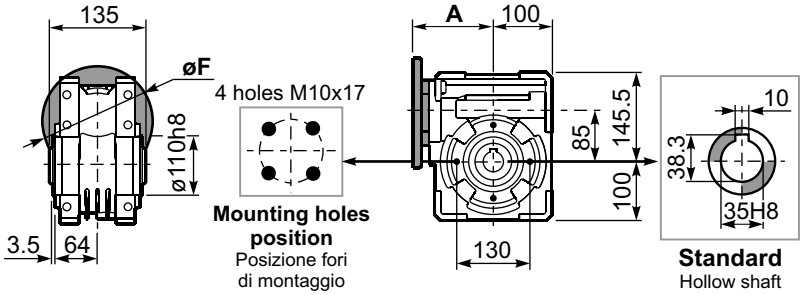

PQ85FC... Output flange
Flangia uscita

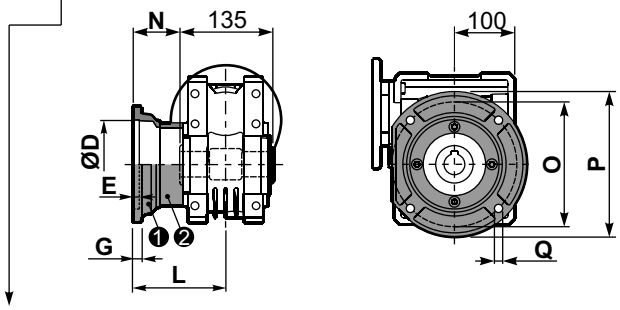

type B	øD	E	G	L	N	O	P	Q	kit code
FC	152 +0.06 +0.00	5	16	108	40.5	176	205	13	❶ K085.9.010 ❷ -
FL	152 +0.06 +0.00	5	16	148.5	81	176	205	13	❶ K085.9.010 ❷ K085.0.201

PQ85F1... Output flange
Flangia usicta

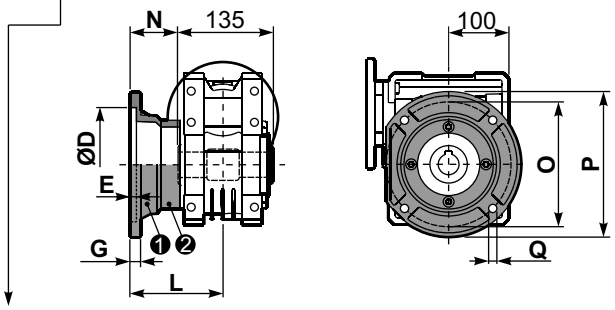

type S	øD	E	G	L	N	O	P	Q	kit code
F1	130 H7	5	13	117.5	50	165	200	11.5	❶ KS085.9.012 ❷ -
F2	152 +0.06 +0.00	5	15	147.5	80	180	205	12.5	❶ KS085.9.013 ❷ -
F4	130 H7	5	13	106.5	39	165	200	13	❶ KS085.9.015 ❷ -

PQ85FB... Feet
Piedini

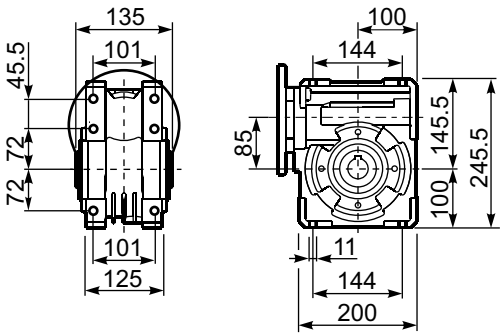

PQ85BR... Reaction arm
Braccio di reazione

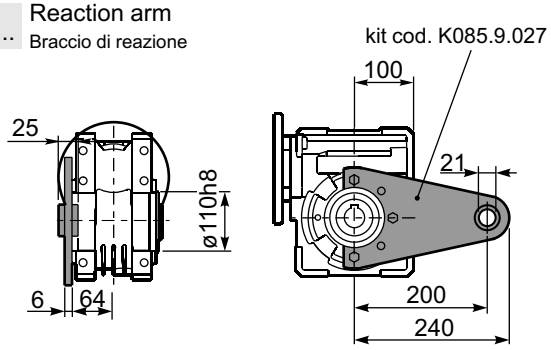

RQ85FB... Input shaft
Albero in entrata

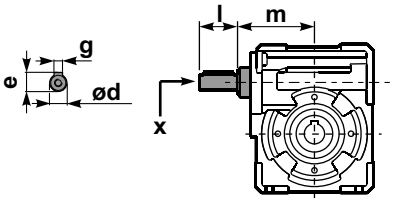

	ød	e	g	l	m	x	kit code
type B	25 h6	28	8	50	112	M8x20	❶ K085.5.007 PAM90 ❷ K085.5.008 PAM100
type S	24 h6	27	8	50	112	M8x20	❶ KS085.5.009 PAM90 ❷ KS085.5.011 PAM100

PQ85.....S... Single Shaft
Albero lento semplice

PQ85.....D... Double Shaft
Albero lento bisp.

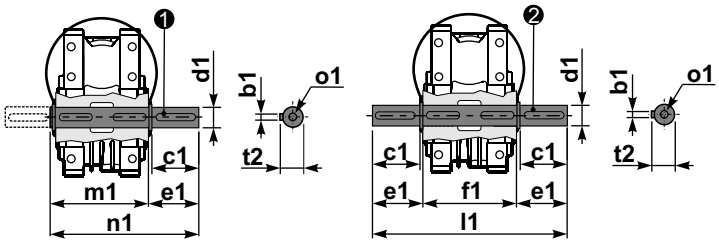

❶ kit cod. K085.5.028 type **B** ❷ kit cod. K085.5.029 type **B**

	b1	c1	d1	e1	f1	l1	m1	n1	t2	o1
type B	10	60	35 -0.005 -0.020	73.5	135	282	141	214.5	38	M10x23
type S	-	-	-	-	-	-	-	-	-	-

▪ QUICK SELECTION / Selezione veloce

input speed (n_1) = 1400 min^{-1}

Output Speed n_2 [min^{-1}]	Ratio i	Motor power P_{1M} [kW]	Output torque M_{2M} [Nm]	Service factor f.s.	Nominal power P_{1R} [kW]	Nominal torque M_{2R} [Nm]	Available B5 motor flanges C 71	D 80	E 90	F 100 112	Available B14 motor flanges R 80	T 90	U 100 112	V 132	Dynamic efficiency RD	Tooth Module Mn [mm]	Ratios code
200	**7**	7.5	315	1.5	11.5	483		B	B		B	B			88	5.5	01
140	**10**	7.5	440	1.2	9.0	525		B	B		B	B			86	5.4	02
88	**16**	5.5	492	1.1	6.0	536		B	B		B	B			82	5.3	03
70	**20**	4.0	447	1.2	4.9	546		B	B		B	B			82	4.5	04
61	**23**	3.0	377	1.4	4.1	515		B	B		B	B			80	3.9	05
47	**30**	3.0	467	1.4	4.2	651		B	B		B	B			76	5.6	06
37	**38**	3.0	583	1.1	3.3	641		B	B		B	B			75	4.7	07
31	**45**	2.2	493	1.2	2.7	599		B	B		B	B			73	4.0	08
26	**53**	2.2	557	1.1	2.5	620		B	B		B	B			70	3.5	09
22	**64**	1.5	452	1.2	1.8	536	B	B			B				69	2.9	10
16.7	**84**	1.1	410	1.2	1.3	494	B	B			B				65	2.2	11
14.1	**99**	1.1	446	1.1	1.2	483	B	B			B				60	1.9	12

Motor Flanges Available Flange Motore Disponibili
B) **Supplied with Reduction Bushing** Fornito con Bussola di Riduzione
B) **Available on Request without reduction bushing** Disponibile a Richiesta senza Bussola di Riduzione
C) **Motor Flange Holes Position** Posizione Fori Flangia Motore

EN Unit Q11 is supplied without lubricant and equipped with a breather, level and drain plugs. User can add mineral oil keeping existing plugs. Should the user wish to fill it with synthetic oil, it is recommended to replace the existing plugs with a closed plug.
See table 1 for lubrication and recommended quantity.
In table 2 please see possible radial loads and axial loads on the gearbox.
For complete documentation please visit our web site.

I Il riduttore tipo Q11 è fornito privo di lubrificazione con tappi di sfiato, livello e scarico olio. L'utente può immettere olio minerale mantenendo i tappi esistenti.
Se immetterà olio sintetico, dovrà sostituire i tappi esistenti con altri tipo chiuso.
Tab.1 per oli e quantità consigliati.
Tab.2 carichi radiali e assiali applicabili al riduttore.
Per la documentazione completa consulta il nostro sito.

D Das Getriebe der Baugröße Q11 wird ohne Schmiermittel geliefert. Es ist jedoch mit Einfüllschraube, Überdruckventil und Ablaßschraube ausgerüstet. Das benötigte mineralische Öl kann über die Einfüllschraube eingefüllt werden.
Sollte synthetisches Öl bevorzugt werden, so ist sind das eingebaute Überdruckventil durch eine geschlossenen Schraube zu ersetzen.
In Tabelle 1 ist die Schmiermenge und das empfohlene Schmiermittel angegeben
In Tabelle 2 sind die zulässigen Radial - und Axialbelastungen des Getriebes aufgeführt.
Die komplette Dokumentation, Wartungs - und Inbetriebnahme-anleitungen finden Sie unter.

E El reductor tamaño Q11 se suministra sin lubricante, provisto de tapones de respiración, nivel y descarga de aceite. El usuario puede utilizar aceite mineral, manteniendo los tapones existentes. Si prefiere utilizar aceite sintético deberá sustituir los tapones existentes por tapones ciegos. La prerreducción se suministra con tapones ciegos, lubricado de por vida con aceite sintético.
Ver tabla 1, para cantidades y aceites recomendados.
En la tabla 2, se encuentran las cargas radiales y axiales admitidas por el reductor.
Para documentación completa, consultar nuestra Web.

B3	B6	B7	B8	V5	V6
2.00 LT	1.50 LT	1.50 LT	2.00LT	2.00 LT	2.00LT
AGIP Blasia 460					

For all details on lubrication and plugs check our website **tab. 1**
Per maggiori dettagli su lubrificazione e tappi olio vedi il nostro sito web

▪ RADIAL AND AXIAL LOADS

Output shaft
Albero di uscita



n_2 [min^{-1}]	FA [N]	FR [N]
200	600	2900
150	700	3300
100	750	3600
75	800	4000
50	920	4600
25	1200	6000
15	1400	7000

Input shaft
albero in entrata

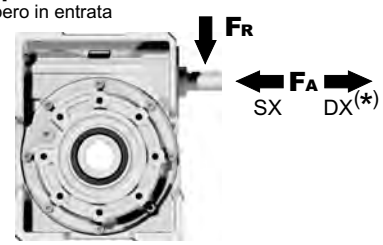

n_1 [min^{-1}]	FA [N]	FR [N]
1400	228	1140

***Strong axial loads in the DX direction are not allowed.**
Non sono consentiti forti carichi assiali con direzione DX

tab. 2

▪ **SELECT THIS TYPE AND THIS SPECIFIC SIZE ON THE WEB PAGES TO GET COMPLETE TECHNICAL DATA.**
Selezionare tipo e gandezza specifica nel sito web per la documentazione completa.

PQ11FB... Basic wormbox
Riduttore base

Gearbox weight peso riduttore	35.0 kg

M. flanges	Kit code	øF	A
71B5	K023.4.041	160	135.5
80/90B5	K023.4.042	200	137.5
100/112B5	K023.4.043	250	143.5
80B14	K085.4.046	120	135.5
90B14	K085.4.045	140	135.5
100/112B14	K023.4.041	160	135.5
132B14	-	200	187

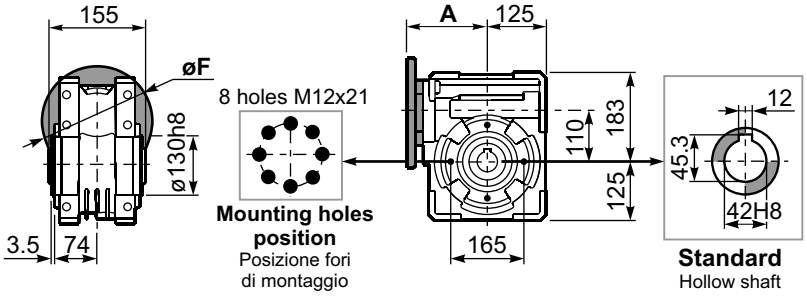

PQ11FC... Output flange
Flangia uscita

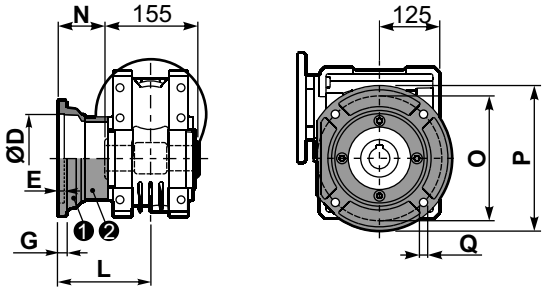

type B	øD	E	G	L	N	O	P	Q	kit code
FC	170 +0.083 +0.043	11	16.5	131.5	54	230	270	13	❶ K110.9.010 ❷ -
FL	170 +0.083 +0.043	11	16.5	179.5	102	230	270	13	❶ K110.9.011 ❷ -

PQ11F1... Output flange
Flangia uscita

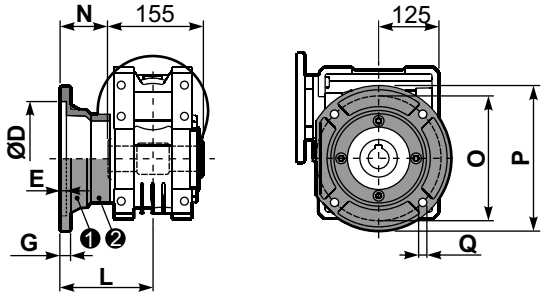

type S	øD	E	G	L	N	O	P	Q	kit code
F1	180 +0.040 0	5	18	150	72.5	215	250	15	❶ KS110.9.014 ❷ -
F2	170 +0.083 +0.043	9.5	15	178	100.5	230	270	13	❶ KS110.9.012 ❷ -
F3	180 +0.040 0	5	18	130	52.5	215	250	15	❶ KS110.9.013 ❷ -

PQ11FB... Feet
Piedini

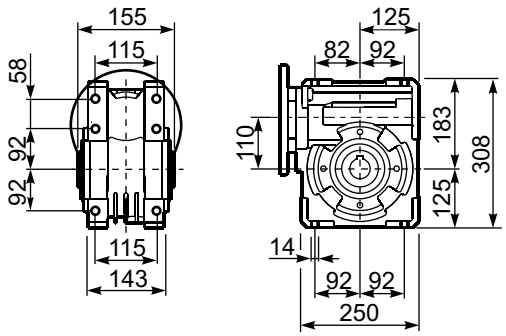

PQ11BR... Reaction arm
Braccio di reazione

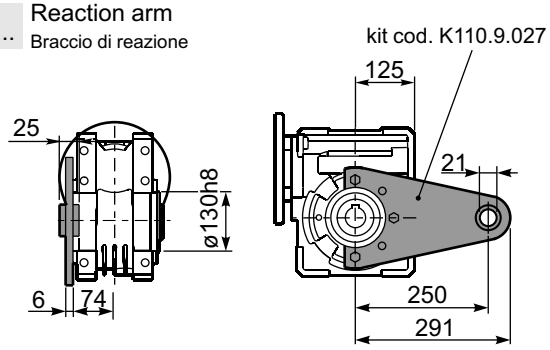

RQ11FB... Input shaft
Albero in entrata

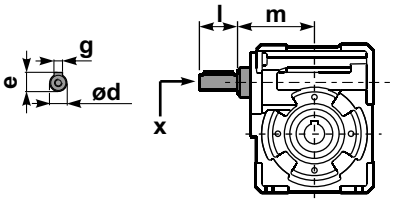

	ød	e	g	l	m	x	kit code
type B	25 h6	28	8	50	131.5	M8x20	❶ K085.5.007 PAM90 ❷ K085.5.008 PAM100
type S	24 h6	27	8	50	131.5	M8x20	❶ KS085.5.009 PAM90 ❷ KS085.5.011 PAM100

PQ11.....S... Single Shaft
Albero lento semplice

PQ11.....D... Double Shaft
Albero lento bisp.

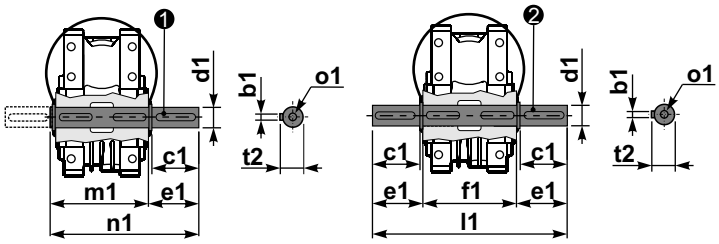

❶ kit cod. K110.5.028 type **B** ❷ kit cod. K110.5.029 type **B**

	b1	c1	d1	e1	f1	l1	m1	n1	t2	o1
type B	12	75	42 -0.005 -0.020	96.5	155	348	163.5	260	45	M12x32
type S	-	-	-	-	-	-	-	-	-	-

▪ QUICK SELECTION / Selezione veloce

input speed (n_1) = 1400 min^{-1}

Output Speed n_2 [min^{-1}]	Ratio i	Motor power P_{1M} [kW]	Output torque M_{2M} [Nm]	Service factor f.s.	Nominal power P_{1R} [kW]	Nominal torque M_{2R} [Nm]	Available B5 motor flanges E 90	F 100 112	G 132	B14 motor flanges not available - - - - - - - -	Dynamic efficiency RD	Tooth Module Mn [mm]	Ratios code
186.7	**7.5**	7.5	345	2.1	16.1	741		B			90	6.11	01
140	**10**	7.5	455	1.8	13.5	820		B			89	6.45	02
93.3	**15**	7.5	668	1.4	10.3	917		B			87	6.72	03
70	**20**	7.5	870	1.0	7.8	905		B			85	5.24	04
56	**25**	5.5	788	1.2	6.5	931		B			84	4.28	05
46.7	**30**	5.5	900	1.2	6.4	1047		B			80	6.91	06
35	**40**	4.0	851	1.2	4.9	1043		B			78	5.36	07
28	**50**	4.0	1023	0.9	3.8	972	B				75	4.35	08
23.3	**60**	3.0	896	1.0	3.1	928	B				73	3.65	09
17.5	**80**	2.2	816	1.0	2.3	853	B				68	2.76	10
14	**100**	1.5	655	1.1	1.7	742	B				64	2.23	11

Motor Flanges Available Flange Motore Disponibili

B) **Supplied with Reduction Bushing** Fornito con Bussola di Riduzione

B) **Available on Request without reduction bushing** Disponibile a Richiesta senza Bussola di Riduzione

C) **Motor Flange Holes Position** Posizione Fori Flangia Motore

EN Unit Q13 is supplied without lubricant and equipped with a breather, level and drain plugs. User can add mineral oil keeping existing plugs. Should the user wish to fill it with synthetic oil, it is recommended to replace the existing plugs with a closed plug.
See table 1 for lubrication and recommended quantity.
In table 2 please see possible radial loads and axial loads on the gearbox.
For complete documentation please visit our web site.

I Il riduttore tipo Q13 è fornito privo di lubrificazione con tappi di sfiato, livello e scarico olio. L'utente può immettere olio minerale mantenendo i tappi esistenti.
Se immetterà olio sintetico, dovrà sostituire i tappi esistenti con altri tipo chiuso.
Tab.1 per oli e quantità consigliati.
Tab.2 carichi radiali e assiali applicabili al riduttore.
Per la documentazione completa consulta il nostro sito.

D Das Getriebe der Baugröße Q13 wird ohne Schmiermittel geliefert. Es ist jedoch mit Einfüllschraube, Überdruckventil und Ablaßschraube ausgerüstet. Das benötigte mineralische Öl kann über die Einfüllschraube eingefüllt werden.
Sollte synthetisches Öl bevorzugt werden, so ist sind das eingebaute Überdruckventil durch eine geschlossenen Schraube zu ersetzen.
In Tabelle 1 ist die Schmiermenge und das empfohlene Schmiermittel angegeben
In Tabelle 2 sind die zulässigen Radial - und Axialbelastungen des Getriebes aufgeführt.
Die komplette Dokumentation, Wartungs - und Inbetriebnahme-anleitungen finden Sie unter.

E El reductor tamaño Q13 se suministra sin lubricante, provisto de tapones de respiración, nivel y descarga de aceite. El usuario puede utilizar aceite mineral, manteniendo los tapones existentes.
Si prefiere utilizar aceite sintético deberá sustituir los tapones existentes por tapones ciegos. La prerreducción se suministra con tapones ciegos, lubricado de por vida con aceite sintético.
Ver tabla 1, para cantidades y aceites recomendados.
En la tabla 2, se encuentran las cargas radiales y axiales admitidas por el reductor.
Para documentación completa, consultar nuestra Web.

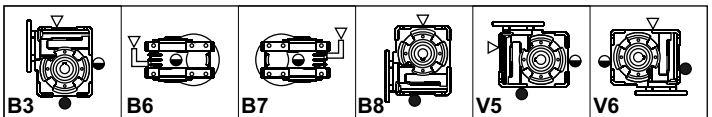

B3	B6	B7	B8	V5	V6
4.50 LT	3.50 LT	3.50 LT	3.30LT	4.50 LT	3.30LT
AGIP Blasia 460					

For all details on lubrication and plugs check our website **tab. 1**
Per maggiori dettagli su lubrificazione e tappi olio vedi il nostro sito web

▪ RADIAL AND AXIAL LOADS

Output shaft
Albero di uscita



n_2 [min^{-1}]	FA [N]	FR [N]
200	960	4800
150	1100	5500
100	1240	6200
75	1380	6900
50	1560	7800
25	2000	10000
15	2400	12000

Input shaft
albero in entrata

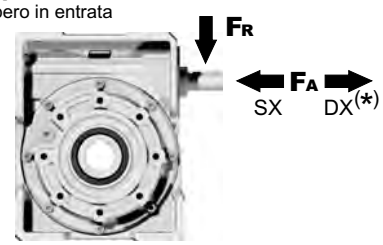

n_1 [min^{-1}]	FA [N]	FR [N]
1400	300	1500

***Strong axial loads in the DX direction are not allowed.**
Non sono consentiti forti carichi assiali con direzione DX

tab. 2

▪ **SELECT THIS TYPE AND THIS SPECIFIC SIZE ON THE WEB PAGES TO GET COMPLETE TECHNICAL DATA.**
Selezionare tipo e gandezza specifica nel sito web per la documentazione completa.

PQ13**FB**... Basic wormbox
Riduttore base

Gearbox weight peso riduttore	48.0 kg

M. flanges	Kit code	øF	A
90B5	KQ13.4.041	200	180
100/112B5	KQ13.4.042	250	180
132B5	KQ13.4.043	300	180

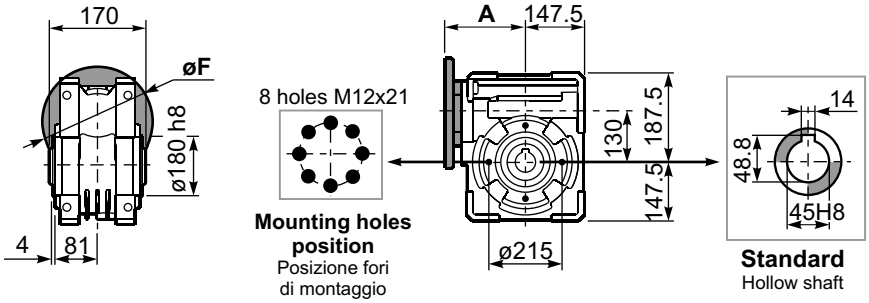

PQ13**FC**... Square flange
Flangia quadrata

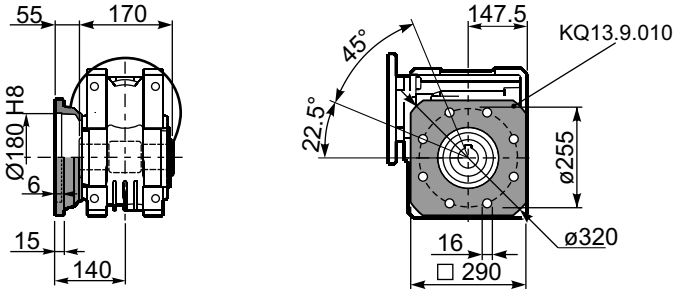

PQ13**FB**... Feet
Piedini

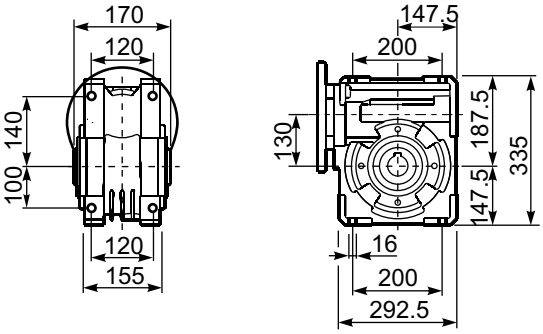

PQ13**BR**... Reaction arm
Braccio di reazione

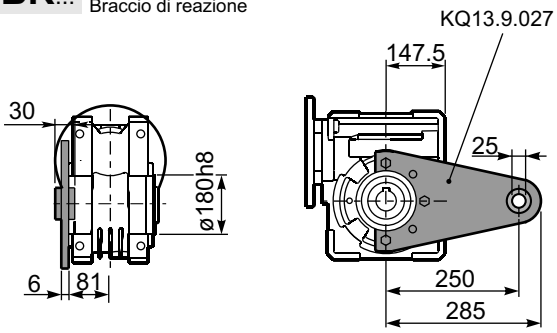

PQ13.....**S**... Single Shaft
Albero lento semplice

PQ13.....**D**... Double Shaft
Albero lento bisp.

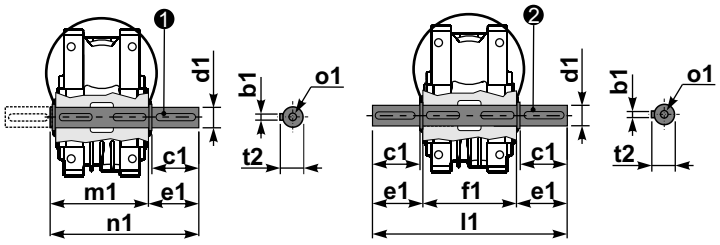

❶ kit cod. KQ13.5.028 type **B**

❷ kit cod. KQ13.5.029 type **B**

	b1	c1	d1	e1	f1	l1	m1	n1	t2	o1
type	14	80	$45^{-0.005}_{-0.020}$	85	170	340	180	265	48.5	M16
type	-	-	-	-	-	-	-	-	-	-

▪ QUICK SELECTION / Selezione veloce

input speed (n_1) = 1400 min^{-1}

Output Speed n_2 [min^{-1}]	Ratio i	Motor power P_{1M} [kW]	Output torque M_{2M} [Nm]	Service factor f.s.	Nominal power P_{1R} [kW]	Nominal torque M_{2R} [Nm]	Available B5 motor flanges A 56	B 63	C 71	Available B14 motor flanges P 63	Q 71	Dynamic efficiency RD	Tooth Module Mn [mm]	Ratios code
47	**30.1**	0.25	38	1.4	0.36	55				C		74	2.2	01
33	**43.0**	0.25	53	1.0	0.26	55				C		72	2.4	02
23	**60.2**	0.25	62	0.9	0.22	55				C		60	1.6	03
15.5	**90.3**	0.12	42	1.3	0.16	55				C		57	2.5	04
11.6	**120**	0.12	52	1.1	0.13	55				C		53	1.8	05
8.8	**159**	0.12	64	0.9	0.10	55				C		49	1.5	06
7.1	**198**	0.12*	55	<0.8	0.09	55				C		47	1.5	07
5.4	**258**	0.12*	55	<0.8	0.07	55				C		45	1.0	08
4.7	**301**	0.12*	39	<0.8	0.05	39				C		40	0.72	09
3.2	**439**	0.12*	39	<0.8	0.04	39				C		36	0.72	10

Motor Flanges Available Flange Motore Disponibili — B) **Supplied with Reduction Bushing** Fornito con Bussola di Riduzione — **Available on Request without reduction bushing** Disponibile a Richiesta senza Bussola di Riduzione — C) **Motor Flange Holes Position** Posizione Fori Flangia Motore

*** Power higher than the maximum one which can be supported by the gearbox. Select according to the torque M_{2R}**
Potenza superiore a quella massima sopportabile dal riduttore. Selezionare in base al momento torcente M_{2R}

EN Unit P4Q is supplied with synthetic oil, providing "long life" lubrication. For mounting position V5-V6 please contact us.
See table 1 for lubrication and recommended quantity.
In table 2 please see possible radial loads and axial loads on the gearbox.
For complete documentation please visit our web site.

I Il riduttore tipo P4Q viene fornito lubrificato a vita con olio sintetico. Per posizioni V5-V6 contattare il ns. servizio tecnico.
Vedi tab.1 per oli e quantità consigliati.
In tab.2 sono presenti i carichi radiali e assiali applicabili al riduttore.
Per la documentazione completa consulta il nostro sito.

D Für die Lebensdauerschmierung ist das Getriebe der Größe P4Q mit synthetischem Öl befüllt.
Bei Einbaulage V5 oder V6 bitten wir um Rücksprache.
In Tabelle 1 ist die Schmiermenge und das empfohlene Schmiermittel angegeben.
In Tabelle 2 sind die zulässigen Radial - und Axialbelastungen des Getriebes aufgeführt.
Die komplette Dokumentation, Wartungs - und Inbetriebnahmeanleitungen finden Sie unter.

E El reductor tamaño P4Q se suministra, lubricado de por vida con aceite sintético. Para las posiciones V5 y V6 contactar con nuestro servicio técnico.
Ver tabla 1, para cantidades y aceites recomendados.
En la tabla 2, se encuentran las cargas radiales y axiales admitidas por el reductor.
Para documentación completa, consultar nuestra Web.

▪ LUBRICATION P4Q Oil

Common lubrication 0.17 l (A + B).



AGIP Telium VSF 320	**SHELL** Omala S4 WE 320

For all details on lubrication and plugs check our website
Per maggiori dettagli su lubrificazione e tappi olio vedi il nostro sito web

tab. 1

▪ RADIAL AND AXIAL LOADS

Output shaft
Albero di uscita

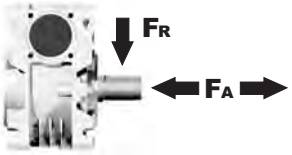

n_2 [min^{-1}]	FA [N]	FR [N]
75	240	1200
50	260	1400
25	300	1800
15-6	400	2000

Input shaft
albero in entrata



n_1 [min^{-1}]	FA [N]	FR [N]
1400	44	220

***Strong axial loads in the DX direction are not allowed.**
Non sono consentiti forti carichi assiali con direzione DX

tab. 2

▪ **SELECT THIS TYPE AND THIS SPECIFIC SIZE ON THE WEB PAGES TO GET COMPLETE TECHNICAL DATA.**
Selezionare tipo e gandezza specifica nel sito web per la documentazione completa.

PP4Q**FB**... Basic wormbox
Riduttore base

Gearbox weight / peso riduttore	3.10 kg

M. flanges	Kit code	øF	A
56B5	K050.4.046	120	143.5
63B5	K050.4.041	138	143.5
71B5	K050.4.042	160	141.5
63B14	K050.4.047	90	145.5
71B14	K050.4.045	105	143

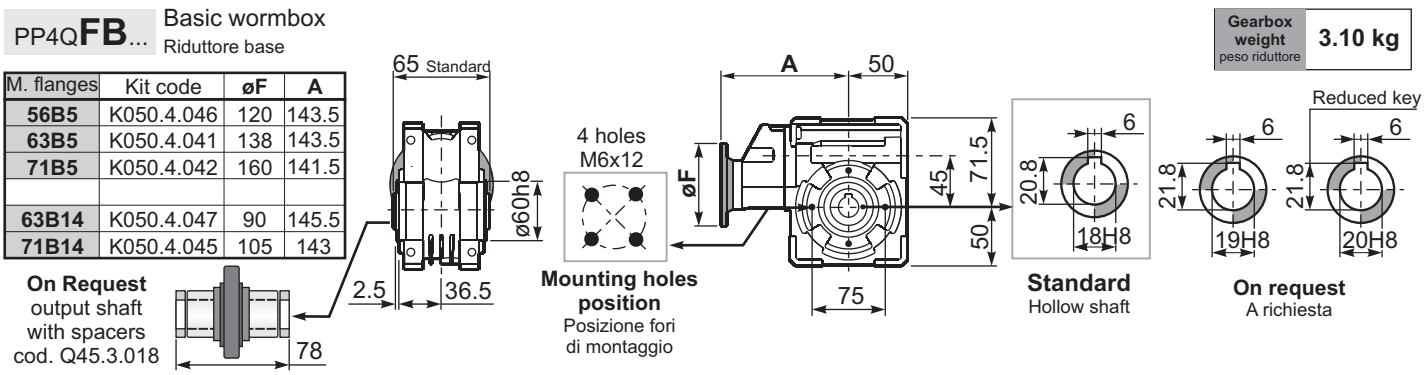

PP4Q**FC**... Square flange
Flangia quadrata

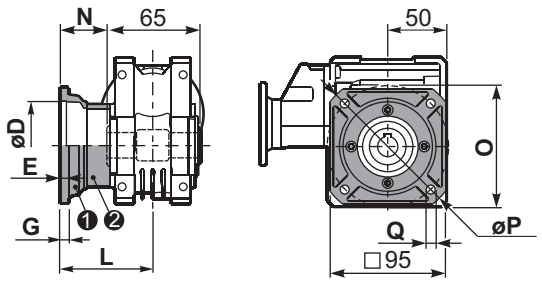

type B	øD	E	G	L	N	O	P	Q	kit code
FC	60 H8	4	7	67	34.5	75	110	9	KQ45.9.010
FL	60 H8	4	7	97	64.5	75	140	9	KQ45.9.011

PP4Q**F1**... Round flange
Flangia rotonda

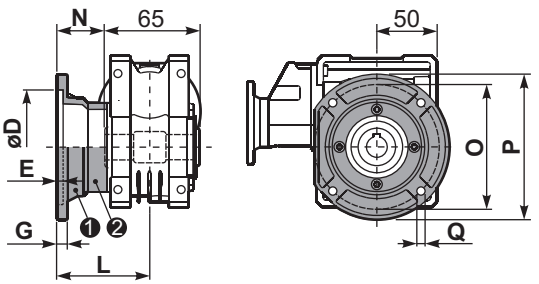

type S	øD	E	G	L	N	O	P	Q	kit code
F1	95H8	5	9	80	47.5	115	140	9.5	KSQ45.9.012
F2	80H8	5	12	58	25.5	100	120	9	KSQ45.9.013

PP4Q**FB**... Feet
Piedini

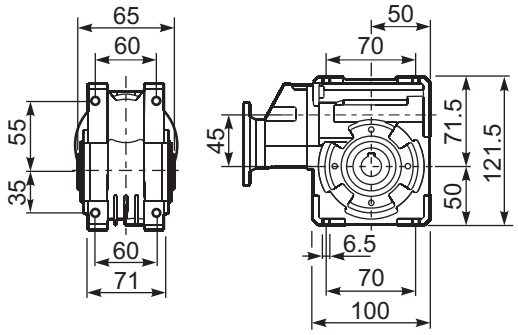

PP4Q**BR**... Reaction arm
Braccio di reazione

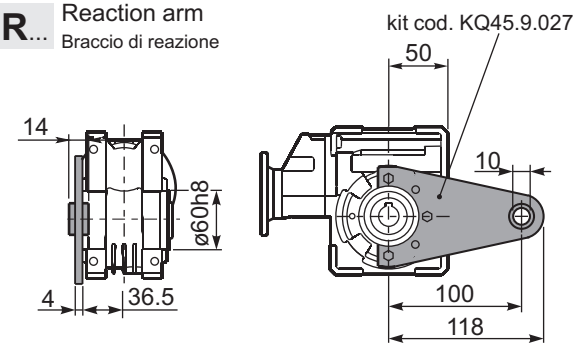

RP4QFB... Input shaft
Albero in entrata

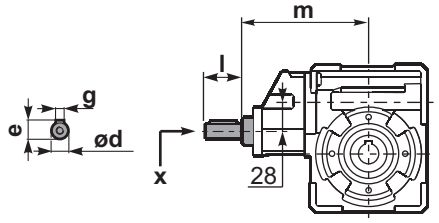

	ød	e	g	l	m	x	
type B	14 h6	16	5	25	141	M5x13	C35.5.061
type S	-	-	-	-	-	-	

PP4Q.....**S**... Single Shaft
Albero lento semplice

PP4Q.....**D**... Double Shaft
Albero lento bisp.

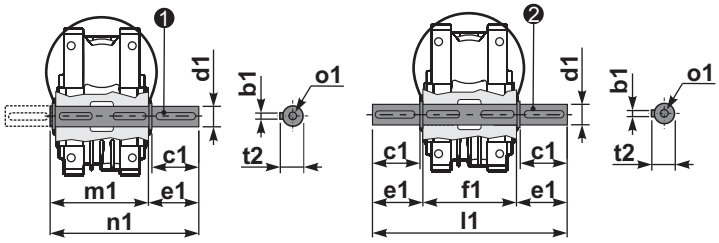

❶ kit cod. K045.5.028 type **B**
kit cod. KS045.5.030 type **S**

❷ kit cod. K045.5.029 type **B**
kit cod. KS045.5.031 type **S**

	b1	c1	d1	e1	f1	l1	m1	n1	t2	o1
type B	6	32	$18^{-0.005}_{-0.020}$	43	65	151	70	113	20.5	M6x18
type S	6	40	$19^{-0.005}_{-0.020}$	58.5	65	182	70	128.5	21.5	M8x20

▪ QUICK SELECTION / Selezione veloce

input speed (n_1) = 1400 min^{-1}

Output Speed n_2 [min^{-1}]	Ratio i	Motor power P_{1M} [kW]	Output torque M_{2M} [Nm]	Service factor f.s.	Nominal power P_{1R} [kW]	Nominal torque M_{2R} [Nm]	Available B5 motor flanges A 56	B 63	C 71	Available B14 motor flanges P 63	Q 71	Dynamic efficiency RD	Tooth Module Mn [mm]	Ratios code
47	**30.1**	0.37	58	1.3	0.49	77				C		76	2.4	01
33	**43.0**	0.25	55	1.4	0.35	77				C		75	2.6	02
23	**60.2**	0.25	71	1.1	0.27	77				C		69	2.0	03
18.1	**77.4**	0.25	81	1.1	0.27	88				C		61	2.7	04
12.5	**112**	0.18	84	1.1	0.19	88				C		61	2.1	05
9.0	**155**	0.12	71	1.2	0.15	88				C		56	1.8	06
7.6	**185**	0.12	74	1.0	0.12	77				C		49	1.3	07
5.4	**258**	0.12*	77	<0.8	0.09	77				C		47	1.2	08
4.8	**292**	0.12*	66	<0.8	0.08	66				C		44	1.0	09
4.1	**344**	0.12*	44	<0.8	0.05	44				C		40	0.8	10
3.3	**430**	0.12*	44	<0.8	0.04	44				C		36	0.8	11

Motor Flanges Available Flange Motore Disponibili

B) **Supplied with Reduction Bushing** Fornito con Bussola di Riduzione

B) **Available on Request without reduction bushing** Disponibile a Richiesta senza Bussola di Riduzione

C) **Motor Flange Holes Position** Posizione Fori Flangia Motore

*** Power higher than the maximum one which can be supported by the gearbox. Select according to the torque M_{2R}**
Potenza superiore a quella massima sopportabile dal riduttore. Selezionare in base al momento torcente M_{2R}

EN Unit P5Q is supplied with synthetic oil, providing "long life" lubrication. For mounting position V5-V6 please contact us.
See table 1 for lubrication and recommended quantity.
In table 2 please see possible radial loads and axial loads on the gearbox.
For complete documentation please visit our web site.

I Il riduttore tipo P5Q viene fornito lubrificato a vita con olio sintetico. Per posizioni V5-V6 contattare il ns. servizio tecnico.
Vedi tab.1 per oli e quantità consigliati.
In tab.2 sono presenti i carichi radiali e assiali applicabili al riduttore.
Per la documentazione completa consulta il nostro sito.

D Für die Lebensdauerschmierung ist das Getriebe der Größe P5Q mit synthetischem Öl befüllt.
Bei Einbaulage V5 oder V6 bitten wir um Rücksprache.
In Tabelle 1 ist die Schmiermenge und das empfohlene Schmiermittel angegeben.
In Tabelle 2 sind die zulässigen Radial - und Axialbelastungen des Getriebes aufgeführt.
Die komplette Dokumentation, Wartungs - und Inbetriebnahmeanleitungen finden Sie unter.

E El reductor tamaño P5Q se suministra, lubricado de por vida con aceite sintético. Para las posiciones V5 y V6 contactar con nuestro servicio técnico.
Ver tabla 1, para cantidades y aceites recomendados.
En la tabla 2, se encuentran las cargas radiales y axiales admitidas por el reductor.
Para documentación completa, consultar nuestra Web.

▪ LUBRICATION P5Q Oil

Common lubrication 0.26 l (A + B).



AGIP Telium VSF 320	**SHELL** Omala S4 WE 320

For all details on lubrication and plugs check our website **tab. 1**
Per maggiori dettagli su lubrificazione e tappi olio vedi il nostro sito web

▪ RADIAL AND AXIAL LOADS

Output shaft
Albero di uscita

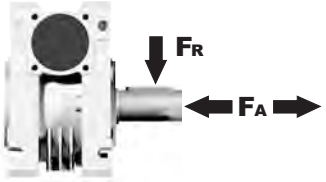

n_2 [min^{-1}]	FA [N]	FR [N]
75	340	1700
50	380	1900
25	480	2500
15-6	560	2800

Input shaft
albero in entrata



n_1 [min^{-1}]	FA [N]	FR [N]
1400	44	220

***Strong axial loads in the DX direction are not allowed.**
Non sono consentiti forti carichi assiali con direzione DX

tab. 2

▪ **SELECT THIS TYPE AND THIS SPECIFIC SIZE ON THE WEB PAGES TO GET COMPLETE TECHNICAL DATA.**
Selezionare tipo e gandezza specifica nel sito web per la documentazione completa.

PP5Q**FB**... Basic wormbox
Riduttore base

Gearbox weight peso riduttore	4.60 kg

M. flanges	Kit code	øF	A
56B5	K050.4.046	120	147
63B5	K050.4.041	138	147
71B5	K050.4.042	160	145
63B14	K050.4.047	90	149
71B14	K050.4.045	105	146.5

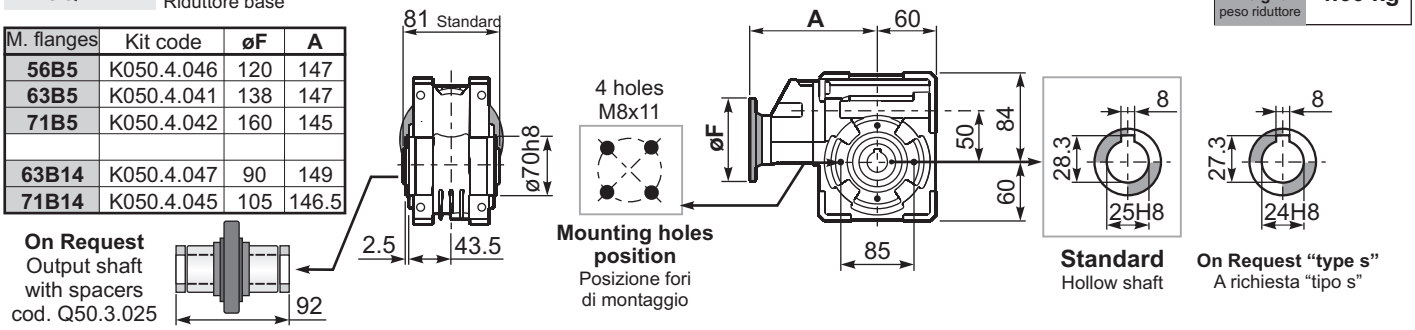

PP5Q**FC**... Square flange
Flangia quadrata

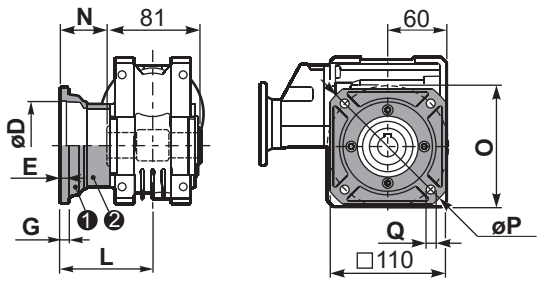

type **B**	øD	E	G	L	N	O	P	Q	kit code
FC	70 H8	5	9	90	49.5	85	125	11	KQ50.9.010
FL	70 H8	5	9	120	79.5	85	125	11	KQ50.9.011

PP5Q**F1**... Round flange
Flangia rotonda

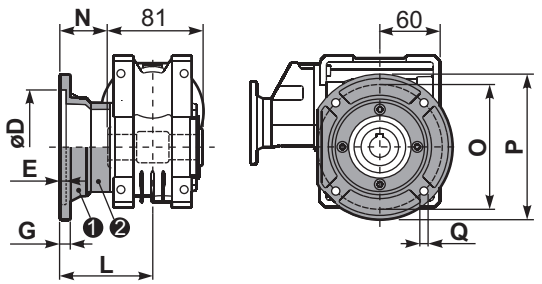

type **S**	øD	E	G	L	N	O	P	Q	kit code
F1	110 H8	5	10	89	69.5	130	160	9.5	KSQ50.9.012
F2	95 H8	5	14.5	72	31.5	115	140	11	KSQ50.9.013

PP5Q**FB**... Feet
Piedini

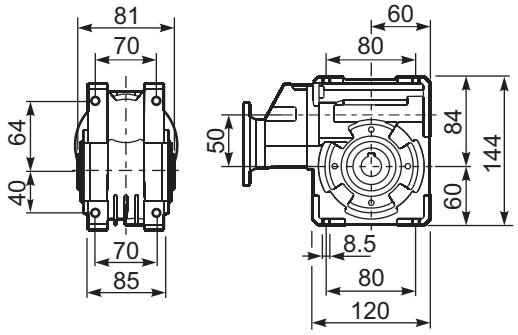

PP5Q**BR**... Reaction arm
Braccio di reazione

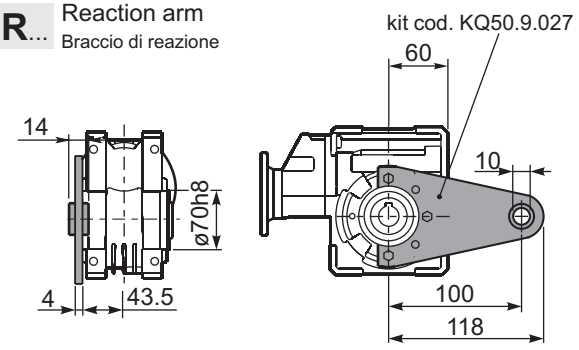

RP5QFB... Input shaft
Albero in entrata

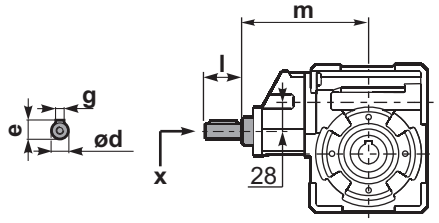

	ød	e	g	l	m	x	
type **B**	14 h6	16	5	25	140.5	M5x13	C35.5.061
type **S**	-	-	-	-	-	-	

PP5Q.....**S**... Single Shaft
Albero lento semplice

PP5Q.....**D**... Double Shaft
Albero lento bisp.

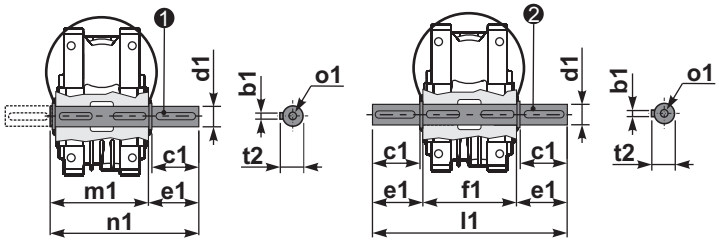

❶ kit cod. K050.5.028 type **B**
kit cod. KS050.5.030 type **S**

❷ kit cod. K050.5.029 type **B**
kit cod. KS050.5.031 type **S**

	b1	c1	d1	e1	f1	l1	m1	n1	t2	o1
type **B**	8	52	$25^{-0.005}_{-0.020}$	59.5	81	200	86.5	146	28	M8x20
type **S**	8	50	$24^{-0.005}_{-0.020}$	68.8	81	218	86.5	155	27	M8x20

▪ QUICK SELECTION / Selezione veloce

input speed (n_1) = 1400 min^{-1}

	Output Speed n_2 [min^{-1}]	Ratio i	Motor power P_{1M} [kW]	Output torque M_{2M} [Nm]	Service factor f.s.	Nominal power P_{1R} [kW]	Nominal torque M_{2R} [Nm]	Available B5 motor flanges B 63	C 71	D 80	E 90	Available B14 motor flanges P 63	Q 71	R 80	T 90	Dynamic efficiency RD	Tooth Module Mn [mm]	Ratios code
IEC 90 - 80 - 71	47	**29.9**	0.75	113	1.5	1.1	165						C	C		74	2.6	01
	37	**37.7**	0.75	141	1.2	0.88	165						C	C		73	2.0	02
	30	**47.1**	0.75	169	1.1	0.83	187						C	C		70	3.2	03
	25	**56.6**	0.55	136	1.4	0.76	187						C	C		64	2.7	04
	19.8	**70.7**	0.55	164	1.1	0.63	187						C	C		62	2.1	05
	15.9	**87.8**	0.37	162	1.2	0.43	187						C	C		73	2.6	06
	12.6	**111.0**	0.37	199	0.9	0.35	187						C	C		71	2.0	07
IEC 71 - 63	10.1	**139**	0.37	234	0.8	0.30	187					C				67	3.2	08
	8.4	**166**	0.25	173	1.1	0.27	187					C				61	2.7	09
	6.7	**208**	0.18	151	1.1	0.20	165					C				59	2.1	10
	4.5	**310**	0.12	129	1.3	0.15	165					C				51	1.5	11
	3.8	**370**	0.12	145	1.1	0.14	165					C				48	1.3	12
	3.2	**434**	0.12	149	0.9	0.11	138					C				42	1.1	13

Motor Flanges Available Flange Motore Disponibili

B) **Supplied with Reduction Bushing** Fornito con Bussola di Riduzione

B) **Available on Request without reduction bushing** Disponibile a Richiesta senza Bussola di Riduzione

C) **Motor Flange Holes Position** Posizione Fori Flangia Motore

EN Unit P6Q is supplied with synthetic oil, providing "long life" lubrication. For mounting position V5-V6 please contact us.
See table 1 for lubrication and recommended quantity.
In table 2 please see possible radial loads and axial loads on the gearbox.
For complete documentation please visit our web site.

I Il riduttore tipo P6Q viene fornito lubrificato a vita con olio sintetico. Per posizioni V5-V6 contattare il ns. servizio tecnico.
Vedi tab.1 per oli e quantità consigliati.
In tab.2 sono presenti i carichi radiali e assiali applicabili al riduttore.
Per la documentazione completa consulta il nostro sito.

D Für die Lebensdauerschmierung ist das Getriebe der Größe P6Q mit synthetischem Öl befüllt.
Bei Einbaulage V5 oder V6 bitten wir um Rücksprache.
In Tabelle 1 ist die Schmiermenge und das empfohlene Schmiermittel angegeben.
In Tabelle 2 sind die zulässigen Radial - und Axialbelastungen des Getriebes aufgeführt.
Die komplette Dokumentation, Wartungs - und Inbetriebnahmeanleitungen finden Sie unter.

E El reductor tamaño P6Q se suministra, lubricado de por vida con aceite sintético. Para las posiciones V5 y V6 contactar con nuestro servicio técnico.
Ver tabla 1, para cantidades y aceites recomendados.
En la tabla 2, se encuentran las cargas radiales y axiales admitidas por el reductor.
Para documentación completa, consultar nuestra Web.

▪ LUBRICATION P6Q Oil

For B3-V5-V6 separate lubrication for A (0.30 l) B (0.08 l) , for B6-B7-B8 common lubrication 0.35 l (A + B).



AGIP Telium VSF 320	SHELL Omala S4 WE 320

For all details on lubrication and plugs check our website
Per maggiori dettagli su lubrificazione e tappi olio vedi il nostro sito web

tab. 1

▪ RADIAL AND AXIAL LOADS

Output shaft
Albero di uscita

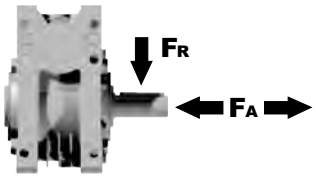

n_2 [min^{-1}]	FA [N]	FR [N]
75	500	2500
50	600	3000
25	700	3800
15-6	800	4000

Input shaft
albero in entrata



n_1 [min^{-1}]	FA [N]	FR [N]
1400	61	305

***Strong axial loads in the DX direction are not allowed.**
Non sono consentiti forti carichi assiali con direzione DX

tab. 2

▪ **SELECT THIS TYPE AND THIS SPECIFIC SIZE ON THE WEB PAGES TO GET COMPLETE TECHNICAL DATA.**
Selezionare tipo e gandezza specifica nel sito web per la documentazione completa.

PP6Q**FB**... Basic wormbox
Riduttore base

Gearbox weight peso riduttore	29.9÷111	139÷434
	7.05 Kg	6.60 Kg

	M.flange	Kit code	øF	A
29.9÷111	71B5	K063.4.042	160	176.5
	80/90B5	K063.4.043	200	178.5
	71B14	K063.4.047	105	176.5
	80B14	K063.4.046	120	177.5
	90B14	K063.4.041	140	178.5
139÷434	63B5	K050.4.041	138	160.5
	71B5	K050.4.042	160	158.5
	63B14	K050.4.047	90	162.5
	71B14	K050.4.045	105	160

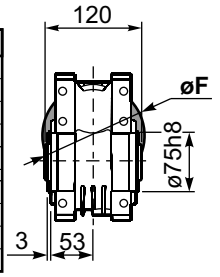

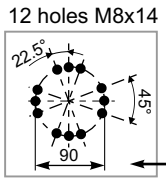

Mounting holes position
Posizione fori di montaggio

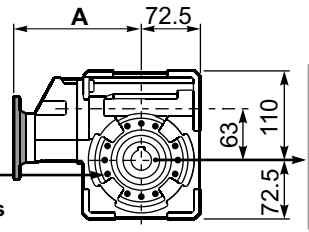

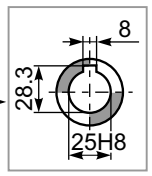

Standard
Hollow shaft

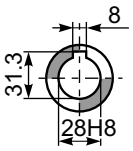

On request
A richiesta

PP6Q**FC**... Output flange
Flangia uscita

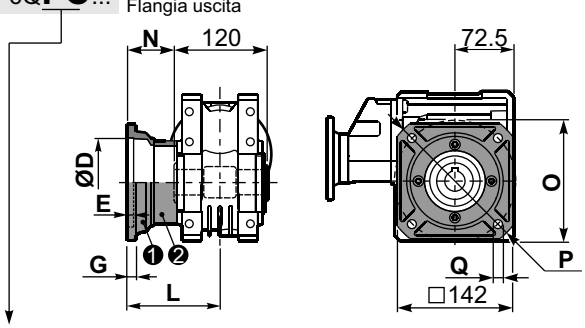

type B	øD	E	G	L	N	O	P	Q	kit code
FC	115 +0.20 +0.15	6	12	86	26	150	180	11	❶ KQ63.9.010 ❷ -
FL	115 +0.20 +0.15	6	12	116	56	150	180	11	❶ KQ63.9.010 ❷ K063.0.200

PP6Q**F1**... Output flange
Flangia uscita

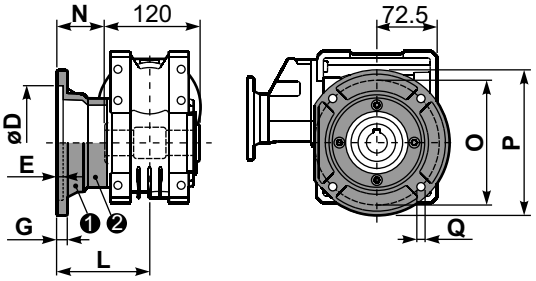

type S	øD	E	G	L	N	O	P	Q	kit code
F1	130 +0.20 +0.15	7	13	110	50	165	200	13	❶ KS070.9.013 ❷ -
F2	115 +0.20 +0.15	7	13	124	64	150	175	11	❶ KS063.9.013 ❷ -
F3	110 +0.035 0	5	11	90	30	130	160	10	❶ KS063.9.011 ❷ -

PP6Q**FB**... Feet
Piedini

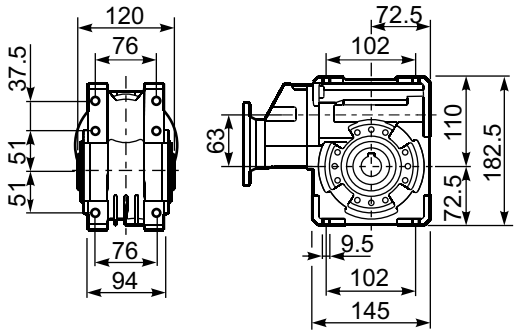

PP6Q**BR**... Reaction arm
Braccio di reazione

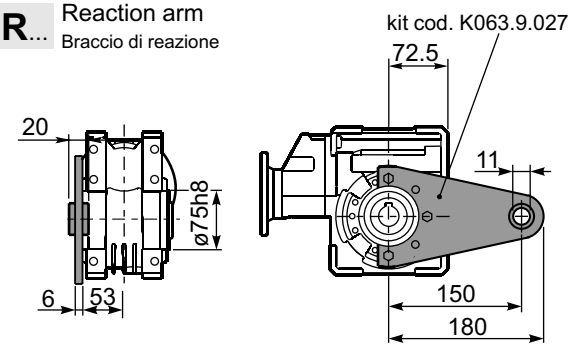

RP6QFB... Input shaft
Albero in entrata

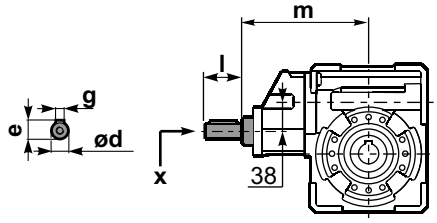

	ød	e	g	l	m	x	
29.9÷111	19 h6	21.5	6	35	169.4	M6x16	C40.5.062
139÷434	14 h6	16	5	25	154.2	M5x13	C35.5.061

PP6Q.....**S**... Single Shaft
Albero lento semplice

PP6Q.....**D**... Double Shaft
Albero lento bisp.

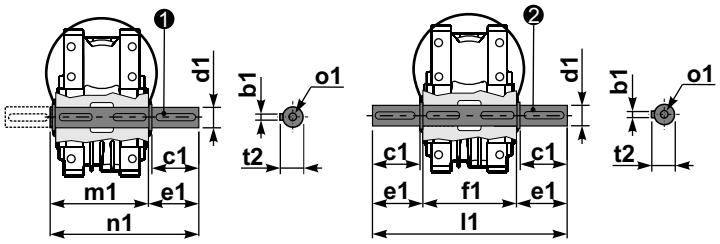

❶ kit cod. K063.5.028 type **B** ❷ kit cod. K063.5.029 type **B**

	b1	c1	d1	e1	f1	l1	m1	n1	t2	o1
type B	8	60	25 -0.005 -0.020	63.2	120	246.4	126.8	190	28	M8x20
type S	-	-	-	-	-	-	-	-	-	-

▪ QUICK SELECTION / Selezione veloce

input speed (n_1) = 1400 min^{-1}

Output Speed n_2 [min^{-1}]	Ratio i	Motor power P_{1M} [kW]	Output torque M_{2M} [Nm]	Service factor f.s.	Nominal power P_{1R} [kW]	Nominal torque M_{2R} [Nm]	Available B5 motor flanges B 63	C 71	D 80	E 90	Available B14 motor flanges Q 71	R 80	T 90	Dynamic efficiency RD	Tooth Module Mn [mm]	Ratios code
22	**62.9**	0.75	248	1.2	0.87	286					C	C		77	3.10	01
18	**78.5**	0.75	293	1.0	0.73	286					C	C		73	2.41	02
15	**94.2**	0.75	333	0.9	0.70	310					C	C		69	2.10	03
11	**126**	0.55	297	1.0	0.55	296	B				C	C		63	1.53	04
9	**157**	0.37	230	1.1	0.41	252	B				C	C		58	1.23	05
8	**185**	0.37	257	1.2	0.43	296	B				C	C		55	3.10	06
6	**231**	0.25	193	1.5	0.38	296	B				C	C		49	2.41	07
5	**277**	0.25	222	1.3	0.33	296	B				C	C		47	2.10	08
4	**378**	0.18	200	1.5	0.27	296	B				C	C		43	2.10	09

Motor Flanges Available Flange Motore Disponibili

B) **Supplied with Reduction Bushing** Fornito con Bussola di Riduzione

B) **Available on Request without reduction bushing** Disponibile a Richiesta senza Bussola di Riduzione

C) **Motor Flange Holes Position** Posizione Fori Flangia Motore

*** Power higher than the maximum one which can be supported by the gearbox. Select according to the torque M_{2R}**
Potenza superiore a quella massima sopportabile dal riduttore. Selezionare in base al momento torcente M_{2R}

EN Unit P7Q is supplied with synthetic oil, providing "long life" lubrication. For mounting position V5-V6 please contact us.
See table 1 for lubrication and recommended quantity.
In table 2 please see possible radial loads and axial loads on the gearbox.
For complete documentation please visit our web site.

I Il riduttore tipo P7Q viene fornito lubrificato a vita con olio sintetico. Per posizioni V5-V6 contattare il ns. servizio tecnico.
Vedi tab.1 per oli e quantità consigliati.
In tab.2 sono presenti i carichi radiali e assiali applicabili al riduttore.
Per la documentazione completa consulta il nostro sito.

D Für die Lebensdauerschmierung ist das Getriebe der Größe P7Q mit synthetischem Öl befüllt.
Bei Einbaulage V5 oder V6 bitten wir um Rücksprache.
In Tabelle 1 ist die Schmiermenge und das empfohlene Schmiermittel angegeben.
In Tabelle 2 sind die zulässigen Radial - und Axialbelastungen des Getriebes aufgeführt.
Die komplette Dokumentation, Wartungs - und Inbetriebnahmeanleitungen finden Sie unter.

E El reductor tamaño P7Q se suministra, lubricado de por vida con aceite sintético. Para las posiciones V5 y V6 contactar con nuestro servicio técnico.
Ver tabla 1, para cantidades y aceites recomendados.
En la tabla 2, se encuentran las cargas radiales y axiales admitidas por el reductor.
Para documentación completa, consultar nuestra Web.

▪ LUBRICATION P7Q Oil

For B3-V5-V6 separate lubrication for A (0.40 l) B (0.14 l) , for B6-B7-B8 common lubrication 0.65 l (A + B).



AGIP Telium VSF 320	SHELL Omala S4 WE 320

For all details on lubrication and plugs check our website **tab. 1**
Per maggiori dettagli su lubrificazione e tappi olio vedi il nostro sito web

▪ RADIAL AND AXIAL LOADS

Output shaft
Albero di uscita



n_2 [min^{-1}]	FA [N]	FR [N]
75	620	3100
50	720	3600
25	880	4400
15-6	1000	5000

Input shaft
albero in entrata

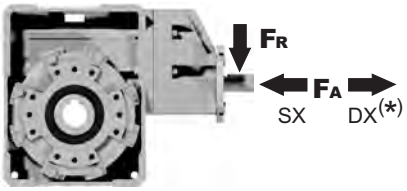

n [min^{-1}]	FA [N]	FR [N]
1400	108	540

***Strong axial loads in the DX direction are not allowed.**
Non sono consentiti forti carichi assiali con direzione DX

tab. 2

▪ **SELECT THIS TYPE AND THIS SPECIFIC SIZE ON THE WEB PAGES TO GET COMPLETE TECHNICAL DATA.**
Selezionare tipo e gandezza specifica nel sito web per la documentazione completa.

PP7Q**FB**... Basic wormbox
Riduttore base

Gearbox weight peso riduttore	9.90 kg

M. flanges	Kit code	øF	A
63B5	K063.4.041	140	192.7
71B5	K063.4.042	160	190.7
80/90B5	K063.4.043	200	192.7
71B14	K063.4.047	105	190.7
80B14	K063.4.046	120	194.2
90B14	K063.4.041	140	192.7

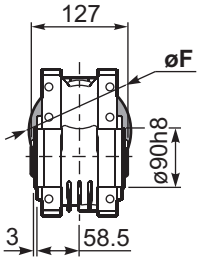

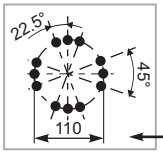

Mounting holes position
Posizione fori di montaggio

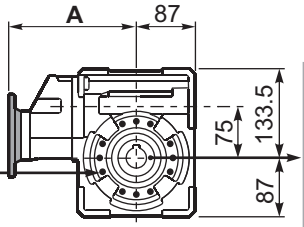

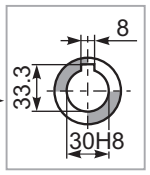

Standard
Hollow shaft

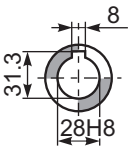

On request
A richiesta

PP7Q**FC**... Square flange
Flangia quadrata

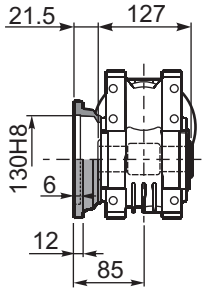

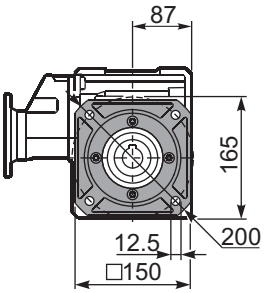

PP7Q**FL**... Square flange
Flangia quadrata

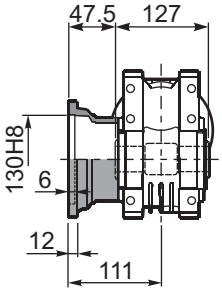

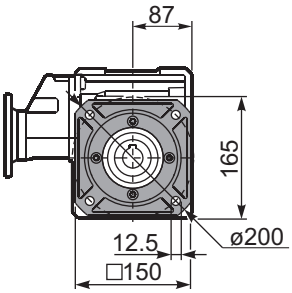

PP7Q**FB**... Feet
Piedini

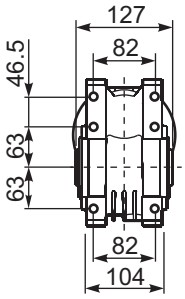

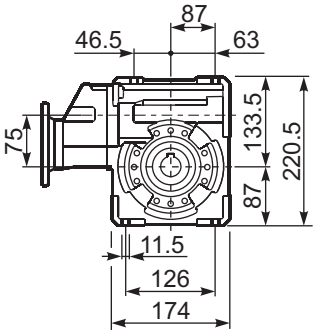

PP7Q**BR**... Reaction arm
Braccio di reazione

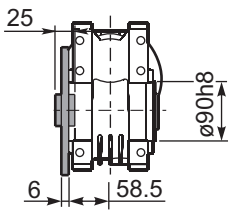

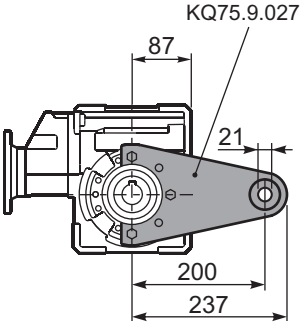

RP7QFB... Input shaft
Albero in entrata

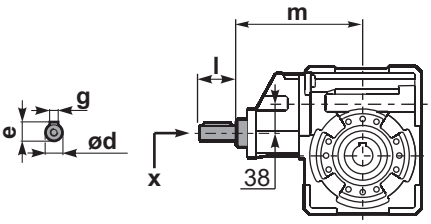

PP7Q.....**S**... Single Shaft
Albero lento semplice

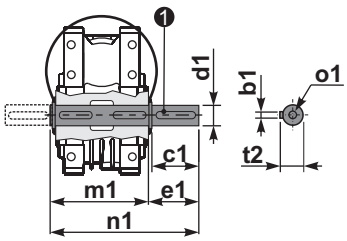

❶ kit cod. KQ75.5.028 Standard
kit cod. KQ75.5.026 On request

PP7Q.....**D**... Double Shaft
Albero lento bisp.

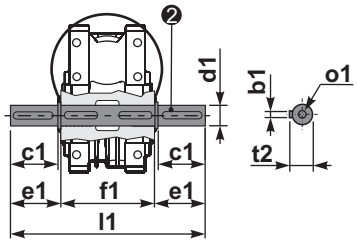

❷ kit cod. KQ75.5.029 Standard
kit cod. KQ75.5.027 On request

	ød	e	g	l	m	x	
type **B**	19 h6	21.5	6	35	185.5	M6x16	C40.5.062
type **S**	-	-	-	-	-	-	

	b1	c1	d1	e1	f1	l1	m1	n1	t2	o1
Standard	8	60	$30^{-0.005}_{-0.020}$	65	127	255	134	199	33	M8x20
On request	8	50	$28^{-0.005}_{-0.020}$	65	127	255	134	199	31	M8x20

▪ QUICK SELECTION / Selezione veloce

input speed (n_1) = 1400 min^{-1}

Output Speed n_2 [min^{-1}]	Ratio i	Motor power P_{1M} [kW]	Output torque M_{2M} [Nm]	Service factor f.s.	Nominal power P_{1R} [kW]	Nominal torque M_{2R} [Nm]	Available B5 motor flanges B 63	C 71	D 80	E 90	Available B14 motor flanges Q 71	R 80	T 90	Dynamic efficiency RD	Tooth Module Mn [mm]	Ratios code
23.5	**59.7**	1.1	300	1.4	1.5	418					C	C		67	3.5	01
19.4	**72.3**	1.1	347	1.2	1.3	407					C	C		64	3.1	02
17.1	**81.7**	1.1	374	1.1	1.2	418					C	C		61	2.7	03
13.3	**105**	0.75	323	1.2	0.89	385					C	C		60	2.1	04
8.0	**176**	0.55	415	1.1	0.58	440	B				C	C		63	3.5	05
6.6	**213**	0.37	322	1.3	0.47	407	B				C	C		60	3.1	06
5.8	**240**	0.37	321	1.3	0.48	418	B				C	C		53	2.7	07
4.3	**328**	0.37	438	1.0	0.35	418	B				C	C		53	2.7	08
3.3	**422**	0.25	374	1.0	0.26	385	B				C	C		52	2.1	09
3.0	**466**	0.25	358	0.9	0.23	330	B				C	C		45	1.9	10
2.3	**605**	0.18	297	1.1	0.20	330	B				C	C		40	1.5	11

Motor Flanges Available Flange Motore Disponibili
B) **Supplied with Reduction Bushing** Fornito con Bussola di Riduzione
B) **Available on Request without reduction bushing** Disponibile a Richiesta senza Bussola di Riduzione
C) **Motor Flange Holes Position** Posizione Fori Flangia Motore

EN Unit P8Q is supplied with synthetic oil, providing "long life" lubrication. For mounting position V5-V6 please contact us.
See table 1 for lubrication and recommended quantity.
In table 2 please see possible radial loads and axial loads on the gearbox.
For complete documentation please visit our web site.

I Il riduttore tipo P8Q viene fornito lubrificato a vita con olio sintetico. Per posizioni V5-V6 contattare il ns. servizio tecnico.
Vedi tab.1 per oli e quantità consigliati.
In tab.2 sono presenti i carichi radiali e assiali applicabili al riduttore.
Per la documentazione completa consulta il nostro sito.

D Für die Lebensdauerschmierung ist das Getriebe der Größe P8Q mit synthetischem Öl befüllt.
Bei Einbaulage V5 oder V6 bitten wir um Rücksprache.
In Tabelle 1 ist die Schmiermenge und das empfohlene Schmiermittel angegeben.
In Tabelle 2 sind die zulässigen Radial - und Axialbelastungen des Getriebes aufgeführt.
Die komplette Dokumentation, Wartungs - und Inbetriebnahmeanleitungen finden Sie unter.

E El reductor tamaño P8Q se suministra, lubricado de por vida con aceite sintético. Para las posiciones V5 y V6 contactar con nuestro servicio técnico.
Ver tabla 1, para cantidades y aceites recomendados.
En la tabla 2, se encuentran las cargas radiales y axiales admitidas por el reductor.
Para documentación completa, consultar nuestra Web.

▪ LUBRICATION P8Q Oil

For B3-V5-V6 separate lubrication for A (1.20 l) B (0.14 l) , for B6-B7-B8 common lubrication 1.00 l (A + B).



AGIP Telium VSF 320	**SHELL** Omala S4 WE 320

For all details on lubrication and plugs check our website **tab. 1**
Per maggiori dettagli su lubrificazione e tappi olio vedi il nostro sito web

▪ RADIAL AND AXIAL LOADS

Output shaft
Albero di uscita



n_2 [min^{-1}]	FA [N]	FR [N]
75	700	3500
50	800	4000
25	1000	5000
15-6	1160	5800

Input shaft
albero in entrata

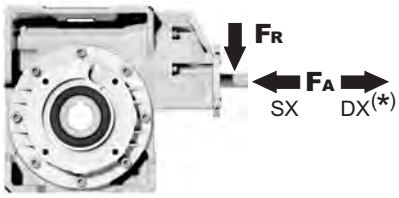

n_1 [min^{-1}]	FA [N]	FR [N]
1400	108	540

***Strong axial loads in the DX direction are not allowed.**
Non sono consentiti forti carichi assiali con direzione DX

tab. 2

▪ **SELECT THIS TYPE AND THIS SPECIFIC SIZE ON THE WEB PAGES TO GET COMPLETE TECHNICAL DATA.**
Selezionare tipo e gandezza specifica nel sito web per la documentazione completa.

PP8Q**FB**... Basic wormbox
Riduttore base

Gearbox weight / peso riduttore	18.9 kg

M. flanges	Kit code	øF	A
63B5	K063.4.041	140	195.2
71B5	K063.4.042	160	193.2
80/90B5	K063.4.043	200	195.2
71B14	K063.4.047	105	193.2
80B14	K063.4.046	120	194.2
90B14	K063.4.041	140	195.2

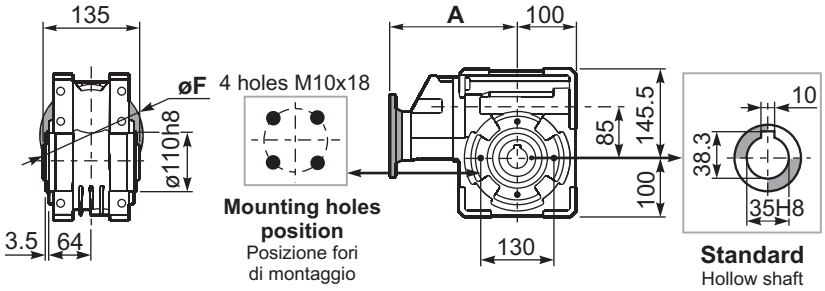

PP8Q**FC**... Output flange
Flangia uscita

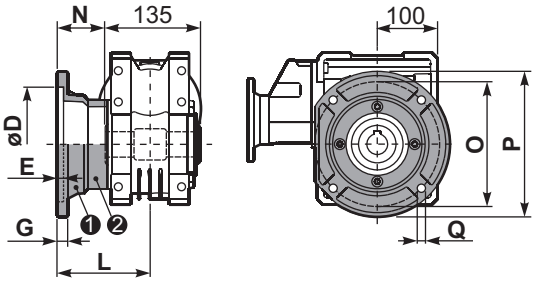

type B	øD	E	G	L	N	O	P	Q	kit code
FC	$152^{+0.06}_{+0.00}$	5	16	108	40.5	176	205	13	❶ K085.9.010 ❷ -
FL	$152^{+0.06}_{+0.00}$	5	16	148.5	81	176	205	13	❶ K085.9.010 ❷ K085.0.201

PP8Q**F1**... Output flange
Flangia uscita

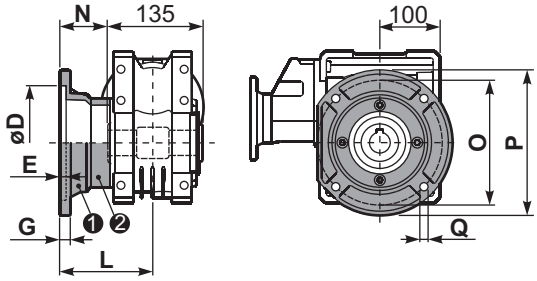

type S	øD	E	G	L	N	O	P	Q	kit code
F1	$130^{+0.04}_{+0.00}$	5	13	117.5	50	165	200	11.5	❶ KS085.9.012 ❷ -
F2	$152^{+0.06}_{+0.00}$	5	15	147.5	80	180	205	12.5	❶ KS085.9.013 ❷ -
F4	$130^{+0.04}_{+0.00}$	5	13	106.5	39	165	200	13	❶ KS085.9.015 ❷ -

PP8Q**FB**... Feet
Piedini

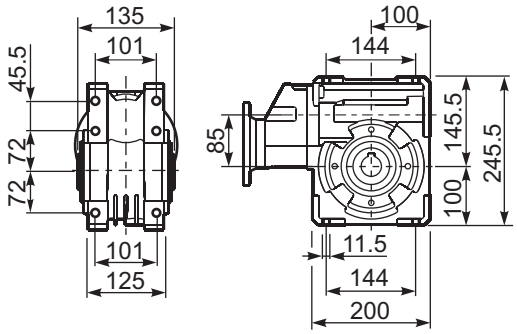

PP8Q**BR**... Reaction arm
Braccio di reazione

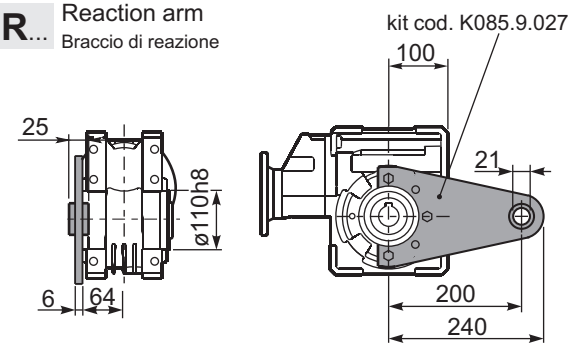

RP8QFB... Input shaft
Albero in entrata

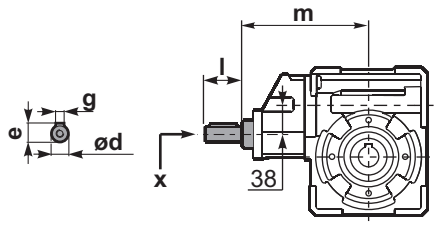

PP8Q.....**S**... Single Shaft
Albero lento semplice

PP8Q.....**D**... Double Shaft
Albero lento bisp.

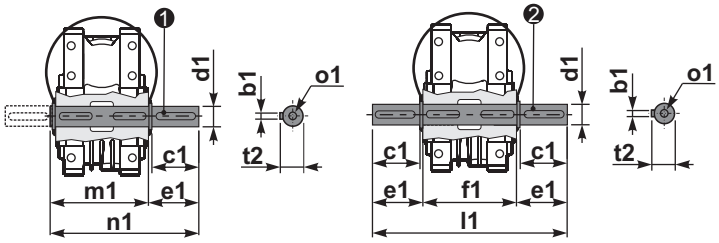

❶ kit cod. K085.5.028 type **B** ❷ kit cod. K085.5.029 type **B**

	ød	e	g	l	m	x	
type **B**	19 h6	21.5	6	35	187.5	M6x16	C40.5.062
type **S**	-	-	-	-	-	-	

	b1	c1	d1	e1	f1	l1	m1	n1	t2	o1
type **B**	10	60	$35^{-0.005}_{-0.020}$	73.5	135	282	141	214.5	38	M10x23
type **S**	-	-	-	-	-	-	-	-	-	-

▪ QUICK SELECTION / Selezione veloce

input speed (n_1) = 1400 min^{-1}

Output Speed n_2 [min^{-1}]	Ratio i	Motor power P_{1M} [kW]	Output torque M_{2M} [Nm]	Service factor f.s.	Nominal power P_{1R} [kW]	Nominal torque M_{2R} [Nm]	Available B5 motor flanges B 63	C 71	D 80	E 90	Available B14 motor flanges Q 71	R 80	T 90	Dynamic efficiency RD	Tooth Module Mn [mm]	Ratios code
16.8	**83.2**	1.5	587	1.1	1.7	660					C			69	3.5	01
13.9	**100.5**	1.5	699	0.8	1.3	594					C			68	2.9	02
10.6	**132**	1.1	634	0.9	0.95	550					C			64	2.2	03
8.0	**176**	0.75	666	1.2	0.90	803	B				C			74	4.7	04
6.7	**208**	0.75	766	0.9	0.65	660	B				C			72	4.0	05
5.7	**245**	0.55	634	1.0	0.57	660	B				C			69	3.5	06
4.7	**296**	0.55	755	0.8	0.43	594	B				C			68	2.9	07
4.2	**334**	0.55	865	0.8	0.42	660	B				C			69	3.5	08
3.5	**403**	0.37	692	0.9	0.32	594	B				C			68	2.9	09
2.6	**529**	0.25	577	1.0	0.24	550	B				C			64	2.2	10
2.2	**624**	0.25	628	0.8	0.21	528	B				C			59	1.9	11

Motor Flanges Available Flange Motore Disponibili — B) **Supplied with Reduction Bushing** Fornito con Bussola di Riduzione — B) **Available on Request without reduction bushing** Disponibile a Richiesta senza Bussola di Riduzione — C) **Motor Flange Holes Position** Posizione Fori Flangia Motore

EN Unit P1Q is supplied without lubricant and equipped with a breather, level and drain plugs. User can add mineral oil keeping existing plugs. Should the user wish to fill it with synthetic oil, it is recommended to replace the existing plugs with a closed plug.
Primary reduction unit is supplied with closed plugs and lubricated for life with synthetic oil.
See table 1 for lubrication and recommended quantity.
In table 2 please see possible radial loads and axial loads on the gearbox.
For complete documentation please visit our web site.

I Il riduttore tipo P1Q è fornito privo di lubrificazione con tappi di sfiato, livello e scarico olio. L'utente può immettere olio minerale mantenendo i tappi esistenti. Se immetterà olio sintetico, dovrà sostituire i tappi esistenti con altri tipo chiuso. La precoppia è fornita con tappi chiusi e lubrificata a vita con olio sintetico.
Tab.1 per oli e quantità consigliati.
Tab.2 carichi radiali e assiali applicabili al riduttore.
Per la documentazione completa consulta il nostro sito.

D Das Getriebe der Baugröße P1Q wird ohne Schmiermittel geliefert. Es ist jedoch mit Einfüllschraube, Überdruckventil und Ablaßschraube ausgerüstet. Das benötigte mineralische Öl kann über die Einfüllschraube eingefüllt werden. Sollte synthetisches Öl bevorzugt werden, so ist sind das eingebaute Überdruckventil durch eine geschlossenen Schraube zu ersetzen.
Die Stirnradvorstufe ist Lebensdauergeschmiert und wird mit synthetischem Öl Geliefert. Die Stirnradvorstufe ist komplett geschlossen ohne Füllschauben.
In Tabelle 1 ist die Schmiermenge und das empfohlene Schmiermittel angegeben
In Tabelle 2 sind die zulässigen Radial- und Axialbelastungen des Getriebes aufgeführt.
Die komplette Dokumentation, Wartungs- und Inbetriebnahmeanleitungen finden Sie unter.

E El reductor tamaño P1Q se suministra sin lubricante, provisto de tapones de respiración, nivel y descarga de aceite. El usuario puede utilizar aceite mineral, manteniendo los tapones existentes. Si prefiere utilizar aceite sintético deberá sustituir los tapones existentes por tapones ciegos. La prerreducción se suministra con tapones ciegos, lubricado de por vida con aceite sintético.
Ver tabla 1, para cantidades y aceites recomendados.
En la tabla 2, se encuentran las cargas radiales y axiales admitidas por el reductor.
Para documentación completa, consultar nuestra Web.

B3	B6	B7	B8	V5	V6
2.0/0.14LT	1.5/0.14 LT	1.5/0.14 LT	2.0/0.14 LT	2.0/0.14 LT	2.0/0.14 LT
AGIP Blasia 460					

For all details on lubrication and plugs check our website **tab. 1**
Per maggiori dettagli su lubrificazione e tappi olio vedi il nostro sito web

▪ RADIAL AND AXIAL LOADS

Output shaft
Albero di uscita



n_2 [min^{-1}]	FA [N]	FR [N]
75	800	4000
50	920	4600
25	1200	6000
15-6	1400	7000

Input shaft
albero in entrata

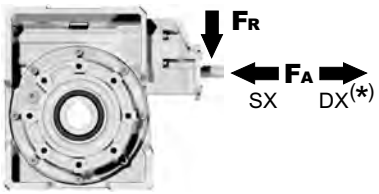

n_1 [min^{-1}]	FA [N]	FR [N]
1400	150	760

***Strong axial loads in the DX direction are not allowed.**
Non sono consentiti forti carichi assiali con direzione DX

tab. 2

▪ **SELECT THIS TYPE AND THIS SPECIFIC SIZE ON THE WEB PAGES TO GET COMPLETE TECHNICAL DATA.**
Selezionare tipo e gandezza specifica nel sito web per la documentazione completa.

PP1Q**FB**... Basic wormbox
Riduttore base

Gearbox weight peso riduttore	37.3 kg

M. flanges	Kit code	øF	A
63B5	K063.4.041	140	214.7
71B5	K063.4.042	160	212.7
80/90B5	K063.4.043	200	214.7
71B14	K063.4.047	105	212.7
80B14	K063.4.046	120	213.7
90B14	K063.4.041	140	214.7

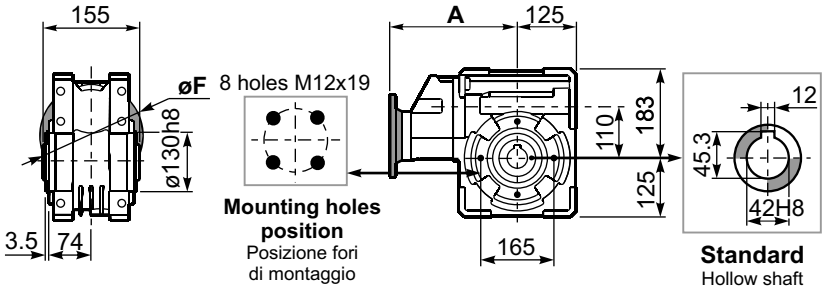

PP1Q**FC**... Output flange
Flangia uscita

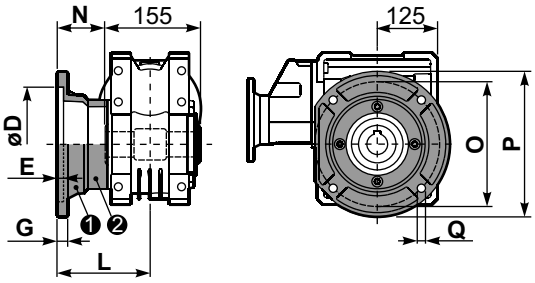

type **B**	øD	E	G	L	N	O	P	Q	kit code
FC	$170^{+0.083}_{+0.043}$	11	16.5	131.5	54	230	270	13	❶ K110.9.010 ❷ -
FL	$170^{+0.083}_{+0.043}$	11	16.5	179.5	102	230	270	13	❶ K110.9.011 ❷ -

PP1Q**F1**... Output flange
Flangia uscita

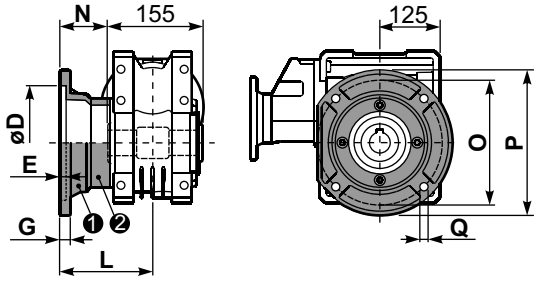

type **S**	øD	E	G	L	N	O	P	Q	kit code
F1	$180^{+0.040}_{0}$	5	18	150	72.5	215	250	15	❶ KS110.9.014 ❷ -
F2	$170^{+0.083}_{+0.043}$	9.5	15	178	100.5	230	270	13	❶ KS110.9.012 ❷ -
F3	$180^{+0.040}_{0}$	5	18	130	52.5	215	250	15	❶ KS110.9.013 ❷ -

PP1Q**FB**... Feet
Piedini

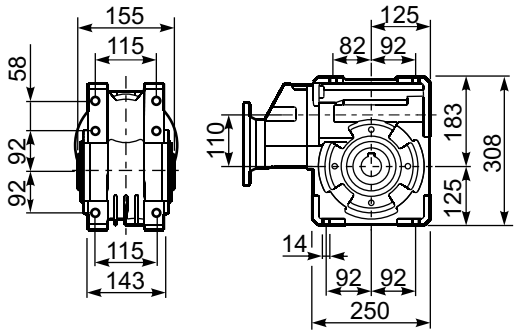

PP1Q**BR**... Reaction arm
Braccio di reazione

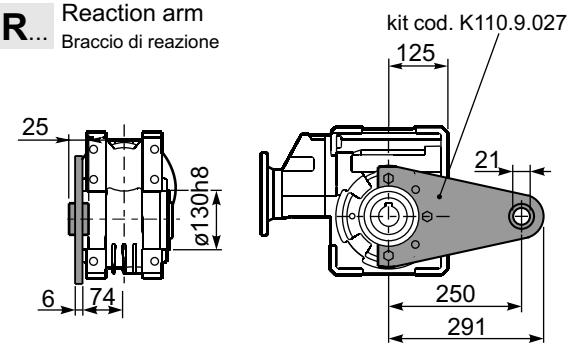

RP1QFB... Input shaft
Albero in entrata

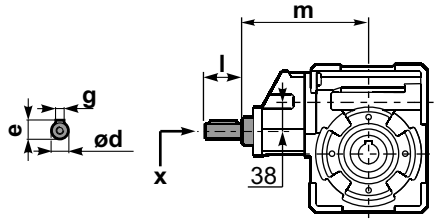

PP1Q.....**S**... Single Shaft
Albero lento semplice

PP1Q.....**D**... Double Shaft
Albero lento bisp.

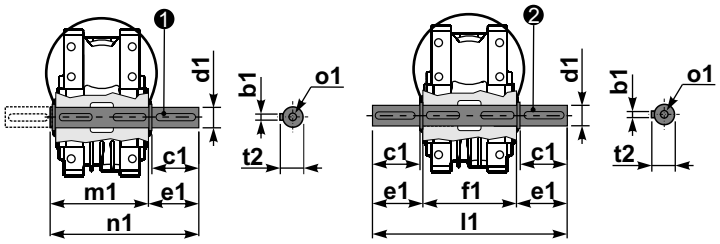

❶ kit cod. K110.5.028 type **B** ❷ kit cod. K110.5.029 type **B**

	ød	e	g	l	m	x	
type **B**	19 h6	21.5	6	35	205	M6x16	C40.5.062
type **S**	-	-	-	-	-	-	

	b1	c1	d1	e1	f1	l1	m1	n1	t2	o1
type **B**	12	75	$42^{-0.005}_{-0.020}$	96.5	155	348	163.5	260	45	M12x32
type **S**	-	-	-	-	-	-	-	-	-	-

Q13+511 Square - Gear 972Nm Rating - Cast Iron WORM GEARBOXES

▪ QUICK SELECTION / Selezione veloce

input speed (n_1) = 1400 min^{-1}

Output Speed n_2 [min^{-1}]	Ratio i	Motor power P_{1M} [kW]	Output torque M_{2M} [Nm]	Service factor f.s.	Nominal power P_{1R} [kW]	Nominal torque M_{2R} [Nm]	Available B5 motor flanges C 71	D 80	E 90	F 100 112	Available B14 motor flanges R 80	T 90	U 100 112	V 132	Dynamic efficiency RD	Tooth Module Mn [mm]	Ratios code
11.4	**123**	1.5	928	1.0	1.57	972	B								74	4.35	01
8.5	**166**	1.1	919	1.1	1.16	972	B								74	4.35	02
6.5	**216**	1.1	1197	0.8	0.89	972	B								74	4.35	03
5.3	**264**	0.75	998	1.0	0.73	972	B								74	4.35	04
4.4	**316**	0.55	854	1.1	0.60	928	B								72	3.65	05
3.7	**382**	0.55	1059	0.9	0.50	972	B								74	4.35	06
3.1	**458**	0.37	832	1.1	0.41	928	B								72	3.65	07
2.7	**525**	0.37	981	1.0	0.37	972	B								74	4.35	08
2.2	**630**	0.25	774	1.2	0.30	928	B								72	3.65	09
1.7	**840**	0.25	960	0.9	0.22	853	B								67	2.76	10

Motor Flanges Available Flange Motore Disponibili — B) **Supplied with Reduction Bushing** Fornito con Bussola di Riduzione — B) **Available on Request without reduction bushing** Disponibile a Richiesta senza Bussola di Riduzione — C) **Motor Flange Holes Position** Posizione Fori Flangia Motore

EN Unit Q13+511 is supplied without lubricant and equipped with a breather, level and drain plugs. User can add mineral oil keeping existing plugs. Should the user wish to fill it with synthetic oil, it is recommended to replace the existing plugs with a closed plug.
Primary reduction unit is supplied with closed plugs and lubricated for life with synthetic oil.
See table 1 for lubrication and recommended quantity.
In table 2 please see possible radial loads and axial loads on the gearbox.
For complete documentation please visit our web site.

I Il riduttore tipo Q13+511 è fornito privo di lubrificazione con tappi di sfiato, livello e scarico olio. L'utente può immettere olio minerale mantenendo i tappi esistenti. Se immetterà olio sintetico, dovrà sostituire i tappi esistenti con altri tipo chiuso. La precoppia è fornita con tappi chiusi e lubrificata a vita con olio sintetico.
Tab.1 per oli e quantità consigliati.
Tab.2 carichi radiali e assiali applicabili al riduttore.
Per la documentazione completa consulta il nostro sito.

D Das Getriebe der Baugröße Q13+511 wird ohne Schmiermittel geliefert. Es ist jedoch mit Einfüllschraube, Überdruckventil und Ablaßschraube ausgerüstet. Das benötigte mineralische Öl kann über die Einfüllschraube eingefüllt werden. Sollte synthetisches Öl bevorzugt werden, so ist sind das eingebaute Überdruckventil durch eine geschlossenen Schraube zu ersetzen.
Die Stirnradvorstufe ist Lebensdauergeschmiert und wird mit synthetischem Öl Geliefert. Die Stirnradvorstufe ist komplett geschlossen ohne Füllschauben.
In Tabelle 1 ist die Schmiermenge und das empfohlene Schmiermittel angegeben
In Tabelle 2 sind die zulässigen Radial- und Axialbelastungen des Getriebes aufgeführt.
Die komplette Dokumentation, Wartungs- und Inbetriebnahmeanleitungen finden Sie unter.

E El reductor tamaño Q13+511 se suministra sin lubricante, provisto de tapones de respiración, nivel y descarga de aceite. El usuario puede utilizar aceite mineral, manteniendo los tapones existentes. Si prefiere utilizar aceite sintético deberá sustituir los tapones existentes por tapones ciegos. La prerreducción se suministra con tapones ciegos, lubricado de por vida con aceite sintético.
Ver tabla 1, para cantidades y aceites recomendados.
En la tabla 2, se encuentran las cargas radiales y axiales admitidas por el reductor.
Para documentación completa, consultar nuestra Web.

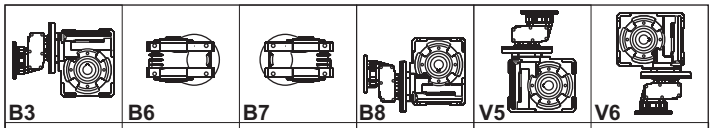

B3	B6	B7	B8	V5	V6
4.5/0.14LT	3.5/0.14 LT	3.5/0.14 LT	3.3/0.14 LT	4.5/0.14 LT	3.3/0.14 LT
AGIP Blasia 460					

For all details on lubrication and plugs check our website **tab. 1**
Per maggiori dettagli su lubrificazione e tappi olio vedi il nostro sito web

▪ RADIAL AND AXIAL LOADS

Output shaft
Albero di uscita



n_2 [min^{-1}]	FA [N]	FR [N]
75	1380	6900
50	1560	7800
25	2000	10000
15-6	2400	12000

Input shaft
albero in entrata

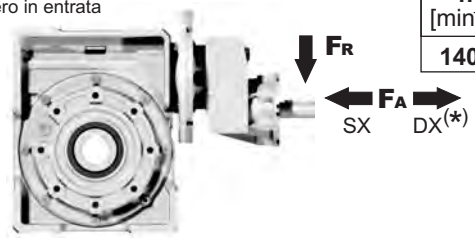

n_1 [min^{-1}]	FA [N]	FR [N]
1400	400	2000

***Strong axial loads in the DX direction are not allowed.**
Non sono consentiti forti carichi assiali con direzione DX

tab. 2

▪ **SELECT THIS TYPE AND THIS SPECIFIC SIZE ON THE WEB PAGES TO GET COMPLETE TECHNICAL DATA.**
Selezionare tipo e gandezza specifica nel sito web per la documentazione completa.

PQ13**FB**... Basic wormbox
Riduttore base

P511-**F**... Output flange
Flangia uscita

Gearbox weight peso riduttore	53.0 kg

M. flanges	Kit code	øF	A
71B5	K023.4.041	160	330
80/90B5	K023.4.042	200	332
100/112B5	K023.4.043	250	338
80B14	K085.4.046	120	330
90B14	K085.4.045	140	330
100/112B14	K023.4.041	160	330
132B14	KC50.4.041	200	368.5

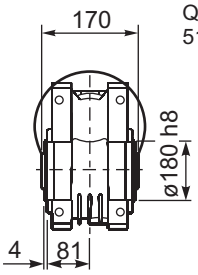

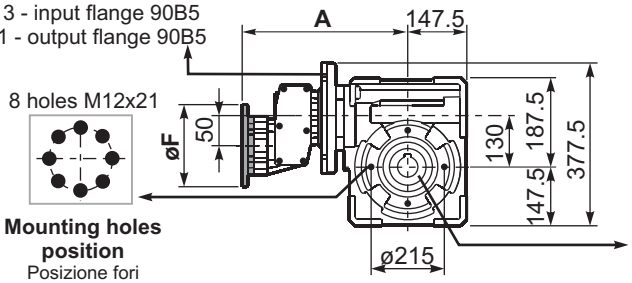

Mounting holes position
Posizione fori di montaggio

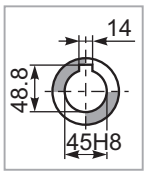

Standard
Hollow shaft

PQ13**FC**... Square flange
Flangia quadrata

P511-**F**... Output flange
Flangia uscita

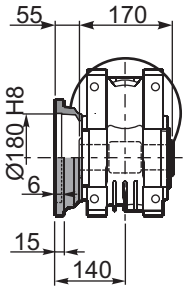

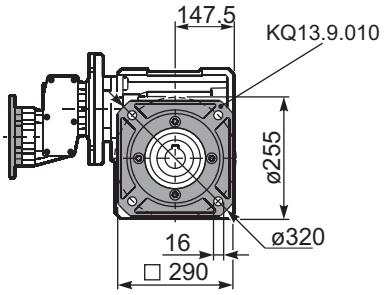

PQ13**FB**... Feet
Piedini

P511-**F**... Output flange
Flangia uscita

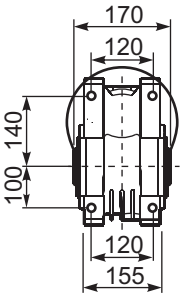

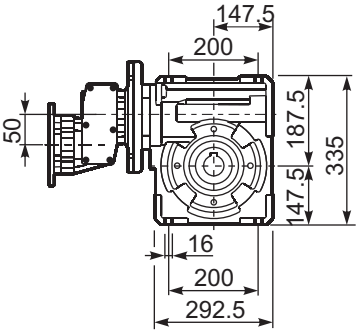

PQ13**BR**... Reaction arm
Braccio di reazione

P511-**F**... Output flange
Flangia uscita

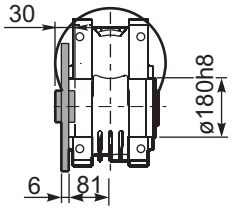

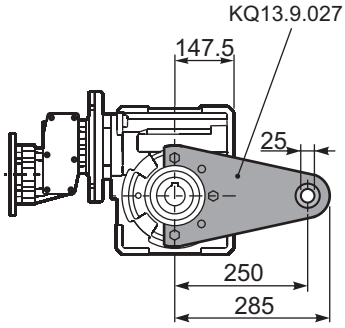

PQ13FB... Basic wormbox
Riduttore base

R511-**F**... Imput shaft
Albero in entrata

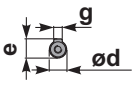

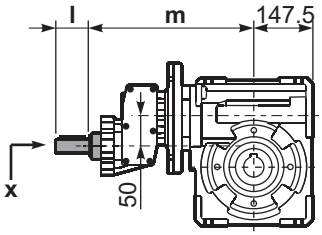

PQ13.....**S**... Single Shaft
Albero lento semplice

P511-F... Output flange
Flangia uscita

PQ13.....**D**... Double Shaft
Albero lento bisp.

P511-F... Output flange
Flangia uscita

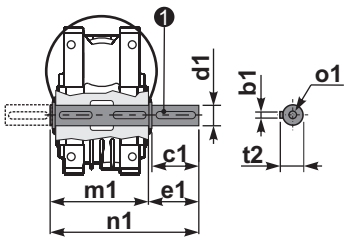

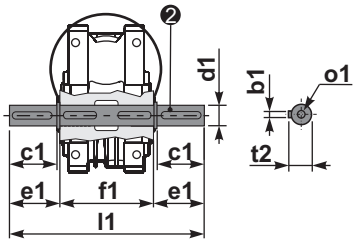

❶ kit cod. KQ13.5.028 type **B**

❷ kit cod. KQ13.5.029 type **B**

	ød	e	g	l	m	x	
-	ø24 h6	27	8	50	323.5	M6x16	C50.5.062
-	-	-	-	-	-	-	

	b1	c1	d1	e1	f1	l1	m1	n1	t2	o1
type	14	80	$45^{0}_{-0.016}$	85	170	340	180	265	48.5	M16
type	-	-	-	-	-	-	-	-	-	-

▪ QUICK SELECTION / Selezione veloce

input speed (n_1) = 1400 min^{-1}

Output Speed n_2 [min^{-1}]	Ratio i	Motor power P_{1M} [kW]	Output torque M_{2M} [Nm]	Service factor f.s.	Nominal power P_{1R} [kW]	Nominal torque M_{2R} [Nm]	Available B5 motor flanges A 56	Available B5 motor flanges B 63	Available B14 motor flanges O 56	Available B14 motor flanges P 63	Dynamic efficiency RD	Tooth Module Mn [mm]	Ratios code
10.0	**140**	0.12	57	1.2	0.14	69	B		B-C		50	2.2	01
7.0	**200**	0.12	79	0.9	0.11	69	B		B-C		48	2.2	02
5.0	**280**	0.12*	69	<0.8	0.08	69	B		B-C		45	2.4	03
3.3	**420**	0.12*	69	<0.8	0.07	69	B		B-C		36	1.6	04
2.5	**560**	0.12*	69	<0.8	0.05	69	B		B-C		33	2.5	05
1.9	**740**	0.12*	69	<0.8	0.05	69	B		B-C		30	1.8	06
1.5	**920**	0.12*	69	<0.8	0.04	69	B		B-C		27	1.5	07
1.3	**1120**	0.12*	69	<0.8	0.03	69	B		B-C		26	2.5	08
0.9	**1480**	0.12*	69	<0.8	0.03	69	B		B-C		24	1.8	09
0.8	**1840**	0.12*	69	<0.8	0.02	69	B		B-C		22	1.5	10
0.6	**2400**	0.12*	69	<0.8	0.02	69	B		B-C		21	1.2	11

Motor Flanges Available Flange Motore Disponibili

B) **Supplied with Reduction Bushing** Fornito con Bussola di Riduzione

B) **Available on Request without reduction bushing** Disponibile a Richiesta senza Bussola di Riduzione

C) **Motor Flange Holes Position** Posizione Fori Flangia Motore

*** Power higher than the maximum one which can be supported by the gearbox. Select according to the torque M_{2R}**
Potenza superiore a quella massima sopportabile dal riduttore. Selezionare in base al momento torcente M_{2R}

EN Unit 43Q is supplied with synthetic oil, providing "long life" lubrication. For mounting position V5-V6 please contact us.
See table 1 for lubrication and recommended quantity.
In table 2 please see possible radial loads and axial loads on the gearbox.
For complete documentation please visit our web site.

I Il riduttore tipo 43Q viene fornito lubrificato a vita con olio sintetico. Per posizioni V5-V6 contattare il ns. servizio tecnico.
Vedi tab.1 per oli e quantità consigliati.
In tab.2 sono presenti i carichi radiali e assiali applicabili al riduttore.
Per la documentazione completa consulta il nostro sito.

D Für die Lebensdauerschmierung ist das Getriebe der Größe 43Q mit synthetischem Öl befüllt.
Bei Einbaulage V5 oder V6 bitten wir um Rücksprache.
In Tabelle 1 ist die Schmiermenge und das empfohlene Schmiermittel angegeben.
In Tabelle 2 sind die zulässigen Radial - und Axialbelastungen des Getriebes aufgeführt.
Die komplette Dokumentation, Wartungs - und Inbetriebnahmeanleitungen finden Sie unter.

E El reductor tamaño 43Q se suministra, lubricado de por vida con aceite sintético. Para las posiciones V5 y V6 contactar con nuestro servicio técnico.
Ver tabla 1, para cantidades y aceites recomendados.
En la tabla 2, se encuentran las cargas radiales y axiales admitidas por el reductor.
Para documentación completa, consultar nuestra Web.

▪ LUBRICATION 43Q Oil Quantity 0.09/0.03 Lt.



AGIP Telium VSF 320	SHELL Omala S4 WE 320

For all details on lubrication and plugs check our website **tab. 1**
Per maggiori dettagli su lubrificazione e tappi olio vedi il nostro sito web

▪ RADIAL AND AXIAL LOADS

Output shaft
Albero di uscita

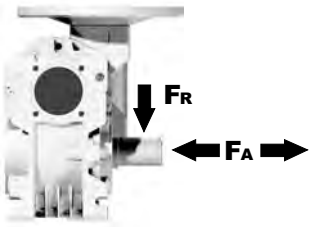

n_2 [min^{-1}]	FA [N]	FR [N]
25	300	1800
15	400	2000

Input shaft
albero in entrata

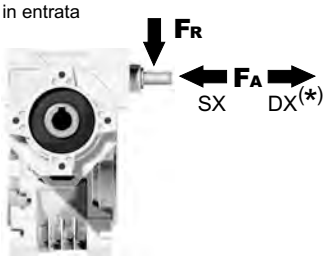

n_1 [min^{-1}]	FA [N]	FR [N]
1400	20	100

***Strong axial loads in the DX direction are not allowed.**
Non sono consentiti forti carichi assiali con direzione DX

tab. 2

▪ **SELECT THIS TYPE AND THIS SPECIFIC SIZE ON THE WEB PAGES TO GET COMPLETE TECHNICAL DATA.**
Selezionare tipo e gandezza specifica nel sito web per la documentazione completa.

P43Q**FB**... Basic wormbox
Riduttore base

Gearbox weight peso riduttore	3.60 kg

M. flanges	Kit code	øF	A
56B5	K030.4.041	120	61.5
63B5	K030.4.042	140	62.5
56B14	K030.4.046	80	61.5
63B14	K030.4.045	90	62.5

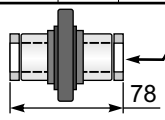

On Request
output shaft
with spacers
cod. Q45.3.018

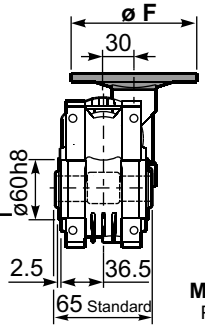

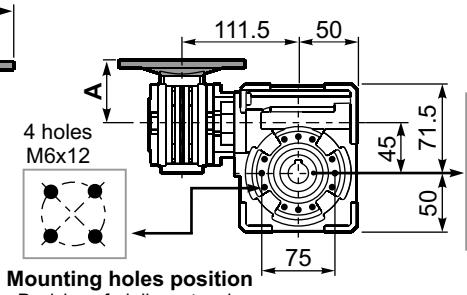

Mounting holes position
Posizione fori di montaggio

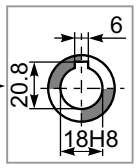

Standard
Hollow shaft

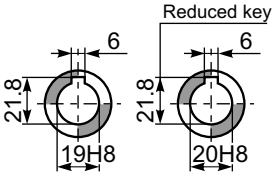

On request
A richiesta

P43Q**FC**... Square flange
Flangia quadrata

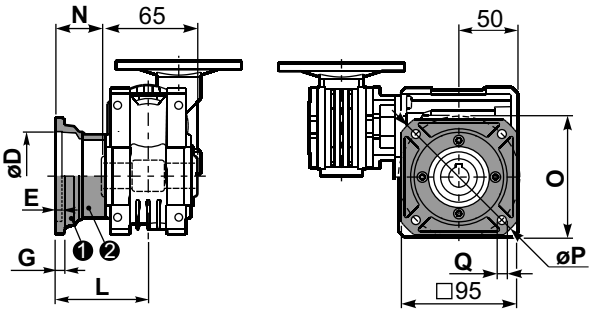

type **B**	øD	E	G	L	N	O	P	Q	kit code
FC	60 H8	4	7	67	34.5	75	110	9	KQ45.9.010
FL	60 H8	4	7	97	64.5	75	110	9	KQ45.9.011

P43Q**F1**... Round flange
Flangia rotonda

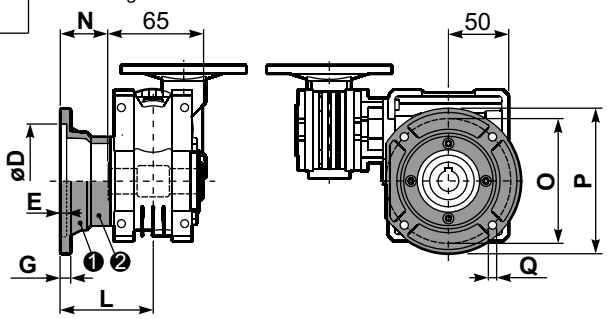

type **S**	øD	E	G	L	N	O	P	Q	kit code
F1	95H8	5	9	80	47.5	115	140	9.5	KSQ50.9.012
F2	80H8	5	12	58	25.5	100	120	9	KSQ50.9.013

P43Q**FB**... Feet
Piedini

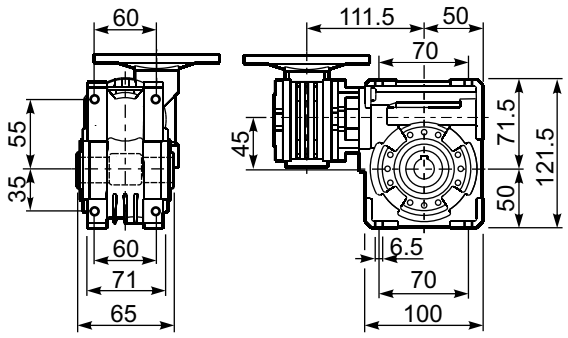

P43Q**BR**... Reaction arm
Braccio di reazione

kit cod. KQ45.9.027

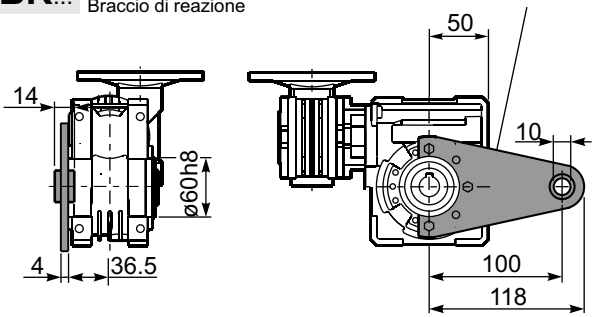

R43QFB... Input shaft
Albero in entrata

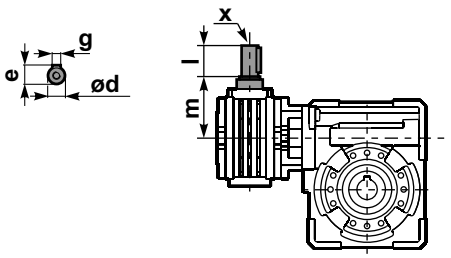

	ød	e	g	l	m	x	kit code
type **B**	9 h6	10.2	3	20	58	-	K030.5.006 PAM63
type **S**	-	-	-	-	-	-	-

P43Q.....**S**... Single Shaft
Albero lento semplice

P43Q.....**D**... Double Shaft
Albero lento bisp.

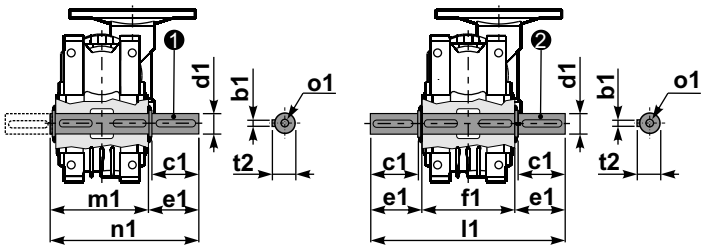

❶ kit cod. K045.5.028 type **B**
kit cod. KS045.5.030 type **S**

❷ kit cod. K045.5.029 type **B**
kit cod. KS045.5.031 type **S**

	b1	c1	d1	e1	f1	l1	m1	n1	t2	o1
type **B**	6	32	$18^{-0.005}_{-0.020}$	43	65	151	70	113	20.5	M6x18
type **S**	6	40	$19^{-0.005}_{-0.020}$	58.5	65	182	70	128.5	21.5	M8x20

▪ QUICK SELECTION / Selezione veloce

input speed (n_1) = 1400 min^{-1}

Output Speed n_2 [min^{-1}]	Ratio i	Motor power P_{1M} [kW]	Output torque M_{2M} [Nm]	Service factor f.s.	Nominal power P_{1R} [kW]	Nominal torque M_{2R} [Nm]	Available B5 motor flanges A 56	Available B5 motor flanges B 63	Available B14 motor flanges O 56	Available B14 motor flanges P 63	Dynamic efficiency RD	Tooth Module Mn [mm]	Ratios code
5.6	**252**	0.12	97	1.0	0.12	95	B		B-C		47	2.1	01
3.9	**360**	0.12	124	0.8	0.09	95	B		B-C		42	2.1	02
2.6	**540**	0.12*	95	<0.8	0.07	95	B		B-C		39	2.1	03
1.9	**720**	0.12*	95	<0.8	0.05	95	B		B-C		36	2.1	04
1.6	**860**	0.12*	95	<0.8	0.05	95	B		B-C		32	1.8	05
1.2	**1200**	0.12*	95	<0.8	0.04	95	B		B-C		27	1.3	06
1.0	**1440**	0.12*	95	<0.8	0.04	95	B		B-C		26	2.1	07
0.8	**1720**	0.12*	95	<0.8	0.03	95	B		B-C		25	1.8	08
0.6	**2400**	0.12*	90	<0.8	0.03	90	B		B-C		21	1.3	09

Motor Flanges Available Flange Motore Disponibili — B) **Supplied with Reduction Bushing** Fornito con Bussola di Riduzione — **B)** **Available on Request without reduction bushing** Disponibile a Richiesta senza Bussola di Riduzione — C) **Motor Flange Holes Position** Posizione Fori Flangia Motore

*** Power higher than the maximum one which can be supported by the gearbox. Select according to the torque M_{2R}**
Potenza superiore a quella massima sopportabile dal riduttore. Selezionare in base al momento torcente M_{2R}

EN Unit 53Q is supplied with synthetic oil, providing "long life" lubrication. For mounting position V5-V6 please contact us.
See table 1 for lubrication and recommended quantity.
In table 2 please see possible radial loads and axial loads on the gearbox.
For complete documentation please visit our web site.

I Il riduttore tipo 53Q viene fornito lubrificato a vita con olio sintetico. Per posizioni V5-V6 contattare il ns. servizio tecnico.
Vedi tab.1 per oli e quantità consigliati.
In tab.2 sono presenti i carichi radiali e assiali applicabili al riduttore.
Per la documentazione completa consulta il nostro sito.

D Für die Lebensdauerschmierung ist das Getriebe der Größe 53Q mit synthetischem Öl befüllt.
Bei Einbaulage V5 oder V6 bitten wir um Rücksprache.
In Tabelle 1 ist die Schmiermenge und das empfohlene Schmiermittel angegeben.
In Tabelle 2 sind die zulässigen Radial - und Axialbelastungen des Getriebes aufgeführt.
Die komplette Dokumentation, Wartungs - und Inbetriebnahmeanleitungen finden Sie unter.

E El reductor tamaño 53Q se suministra, lubricado de por vida con aceite sintético. Para las posiciones V5 y V6 contactar con nuestro servicio técnico.
Ver tabla 1, para cantidades y aceites recomendados.
En la tabla 2, se encuentran las cargas radiales y axiales admitidas por el reductor.
Para documentación completa, consultar nuestra Web.

▪ LUBRICATION 53Q Oil Quantity 0.14/0.03 Lt.



AGIP	KLUBER	SHELL	MOBIL
Telium VSF 320	Syntheso D220 EP	Tivela Oil WB	Glygoyl 30 SHC 630

tab. 1

▪ RADIAL AND AXIAL LOADS

Output shaft
Albero di uscita



n_2 [min^{-1}]	FA [N]	FR [N]
25	480	2500
15	560	2800

Input shaft
albero in entrata

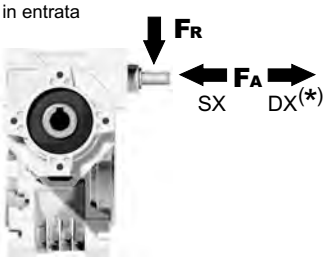

n_1 [min^{-1}]	FA [N]	FR [N]
1400	20	100

***Strong axial loads in the DX direction are not allowed.**
Non sono consentiti forti carichi assiali con direzione DX

tab. 2

▪ **SELECT THIS TYPE AND THIS SPECIFIC SIZE ON THE WEB PAGES TO GET COMPLETE TECHNICAL DATA.**
Selezionare tipo e gandezza specifica nel sito web per la documentazione completa.

P53Q**FB**... Basic wormbox
Riduttore base

Gearbox weight peso riduttore	4.61 kg

M. flanges	Kit code	øF	A
56B5	K030.4.041	120	61.5
63B5	K030.4.042	140	62.5
56B14	K030.4.046	80	61.5
63B14	K030.4.045	90	62.5

On Request
Output shaft
with spacers
cod. Q50.3.025

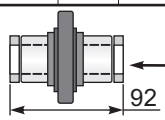

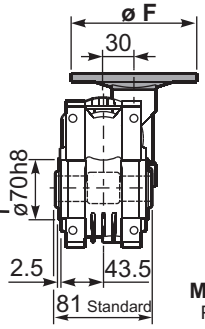

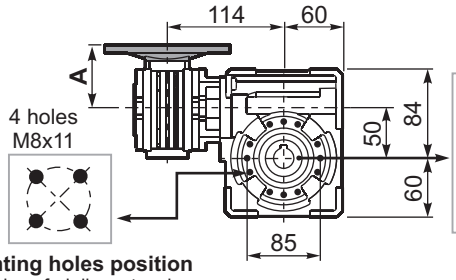

Mounting holes position
Posizione fori di montaggio

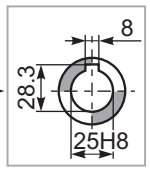

Standard
Hollow shaft

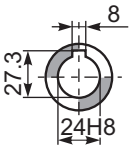

On Request
A richiesta

P53Q**FC**... Square flange
Flangia quadrata

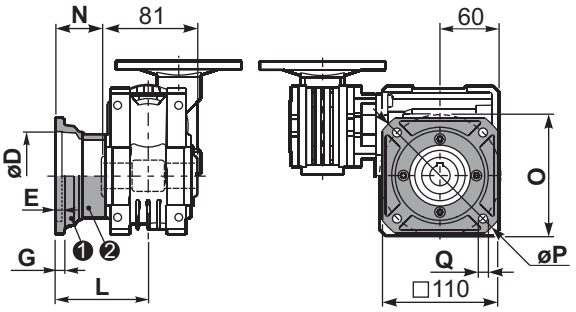

type B	øD	E	G	L	N	O	P	Q	kit code
FC	70 H8	5	9	90	49.5	85	125	11	KQ50.9.010
FL	70 H8	5	9	120	79.5	85	125	11	KQ50.9.011

P53Q**F1**... Round flange
Flangia rotonda

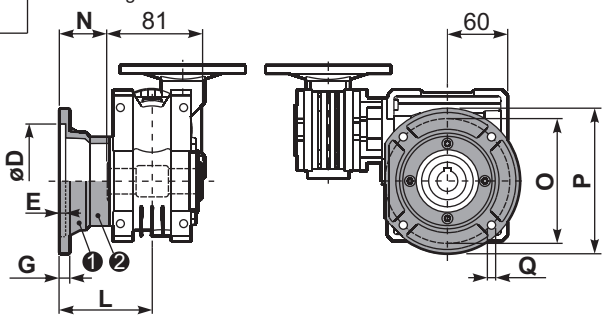

type S	øD	E	G	L	N	O	P	Q	kit code
F1	110 H8	5	10	89	48.5	130	160	9.5	KSQ50.9.012
F2	95 H8	5	14.5	72	31.5	115	140	11	KSQ50.9.013

P53Q**FB**... Feet
Piedini

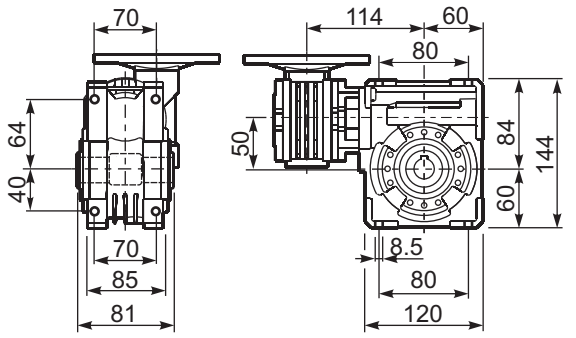

P53Q**BR**... Reaction arm
Braccio di reazione

kit cod. KQ50.9.027

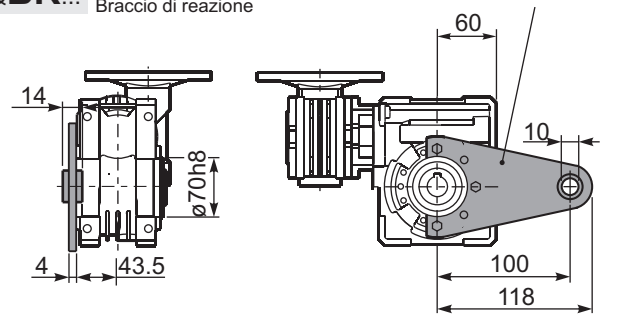

R53QFB... Input shaft
Albero in entrata

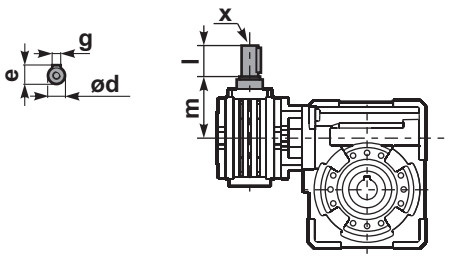

	ød	e	g	l	m	x	kit code
type **B**	9 h6	10.2	3	20	58	-	K030.5.006 PAM63
type **S**	-	-	-	-	-	-	-

P53Q.....**S**... Single Shaft
Albero lento semplice

P53Q.....**D**... Double Shaft
Albero lento bisp.

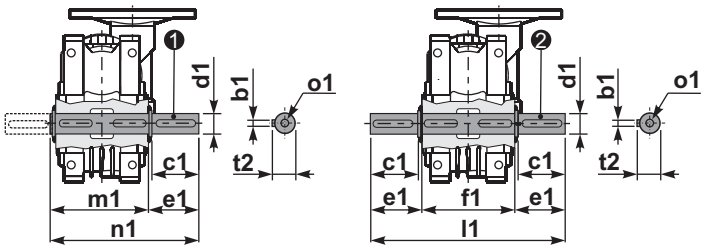

❶ kit cod. K050.5.028 type **B**
kit cod. KS050.5.030 type **S**

❷ kit cod. K050.5.029 type **B**
kit cod. KS050.5.031 type **S**

	b1	c1	d1	e1	f1	l1	m1	n1	t2	o1
type **B**	8	52	$25^{-0.005}_{-0.020}$	59.5	81	200	86.5	146	28	M8x20
type **S**	8	50	$24^{-0.005}_{-0.020}$	68.8	81	218	86.5	155	27	M8x20

▪ QUICK SELECTION / Selezione veloce

input speed (n_1) = 1400 min^{-1}

Output Speed n_2 [min^{-1}]	Ratio i	Motor power P_{1M} [kW]	Output torque M_{2M} [Nm]	Service factor f.s.	Nominal power P_{1R} [kW]	Nominal torque M_{2R} [Nm]	Available B5 motor flanges A 56	Available B5 motor flanges B 63	Available B14 motor flanges O 56	Available B14 motor flanges P 63	Dynamic efficiency RD	Tooth Module Mn [mm]	Ratios code
5.6	**252**	0.18	142	1.6	0.29	230	B		B-C		46	2.7	01
3.9	**360**	0.18	181	1.3	0.23	230	B		B-C		41	2.7	02
2.6	**540**	0.12	164	1.4	0.17	230	B		B-C		37	2.7	03
1.9	**720**	0.12	200	1.1	0.14	230	B		B-C		34	2.7	04
1.3	**1080**	0.12	265	0.9	0.10	230	B		B-C		30	2.7	05
1.0	**1440**	0.12*	230	<0.8	0.09	230	B		B-C		27	2.7	06
0.5	**2745**	0.12*	230	<0.8	0.05	230	B		B-C		23	2.1	07

Motor Flanges Available Flange Motore Disponibili

B) **Supplied with Reduction Bushing** Fornito con Bussola di Riduzione

B) **Available on Request without reduction bushing** Disponibile a Richiesta senza Bussola di Riduzione

C) **Motor Flange Holes Position** Posizione Fori Flangia Motore

*** Power higher than the maximum one which can be supported by the gearbox. Select according to the torque M_{2R}**
Potenza superiore a quella massima sopportabile dal riduttore. Selezionare in base al momento torcente M_{2R}

EN Unit 63Q is supplied with synthetic oil, providing "long life" lubrication. For mounting position V5-V6 please contact us.
See table 1 for lubrication and recommended quantity.
In table 2 please see possible radial loads and axial loads on the gearbox.
For complete documentation please visit our web site.

I Il riduttore tipo 63Q viene fornito lubrificato a vita con olio sintetico. Per posizioni V5-V6 contattare il ns. servizio tecnico.
Vedi tab.1 per oli e quantità consigliati.
In tab.2 sono presenti i carichi radiali e assiali applicabili al riduttore.
Per la documentazione completa consulta il nostro sito.

D Für die Lebensdauerschmierung ist das Getriebe der Größe 63Q mit synthetischem Öl befüllt.
Bei Einbaulage V5 oder V6 bitten wir um Rücksprache.
In Tabelle 1 ist die Schmiermenge und das empfohlene Schmiermittel angegeben.
In Tabelle 2 sind die zulässigen Radial - und Axialbelastungen des Getriebes aufgeführt.
Die komplette Dokumentation, Wartungs - und Inbetriebnahmeanleitungen finden Sie unter.

E El reductor tamaño 63Q se suministra, lubricado de por vida con aceite sintético. Para las posiciones V5 y V6 contactar con nuestro servicio técnico.
Ver tabla 1, para cantidades y aceites recomendados.
En la tabla 2, se encuentran las cargas radiales y axiales admitidas por el reductor.
Para documentación completa, consultar nuestra Web.

▪ LUBRICATION 63Q Oil Quantity 0.30/0.03 Lt.



AGIP Telium VSF 320	SHELL Omala S4 WE 320

For all details on lubrication and plugs check our website
Per maggiori dettagli su lubrificazione e tappi olio vedi il nostro sito web

tab. 1

▪ RADIAL AND AXIAL LOADS

Output shaft
Albero di uscita

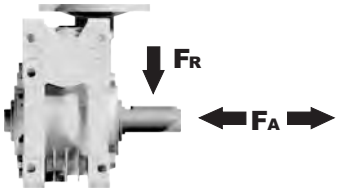

n_2 [min^{-1}]	FA [N]	FR [N]
25	700	3800
15	800	4000

Input shaft
albero in entrata

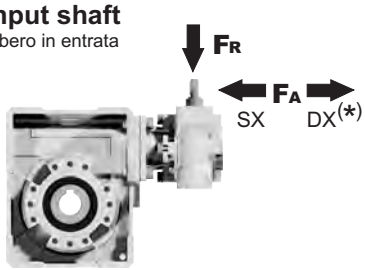

n_1 [min^{-1}]	FA [N]	FR [N]
1400	20	100

***Strong axial loads in the DX direction are not allowed.**
Non sono consentiti forti carichi assiali con direzione DX

tab. 2

▪ **SELECT THIS TYPE AND THIS SPECIFIC SIZE ON THE WEB PAGES TO GET COMPLETE TECHNICAL DATA.**
Selezionare tipo e gandezza specifica nel sito web per la documentazione completa.

P63Q**FB**... Basic wormbox
Riduttore base

M. flanges	Kit code	øF	A
56B5	K030.4.041	120	61.5
63B5	K030.4.042	140	62.5
56B14	K030.4.046	80	61.5
63B14	K030.4.045	90	62.5

Gearbox weight peso riduttore	7.25 kg

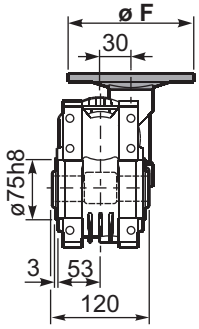

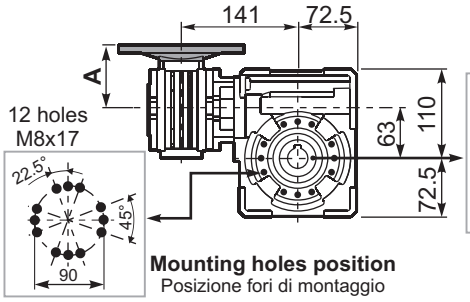

Mounting holes position
Posizione fori di montaggio

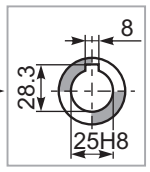

Standard
Hollow shaft

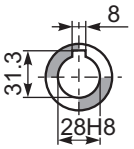

On Request
A richiesta

P63Q**FC**... Square flange
Flangia quadrata

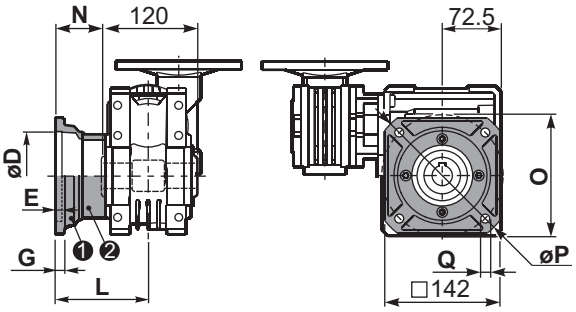

type B	øD	E	G	L	N	O	P	Q	kit code
FC	$115^{+0.20}_{+0.15}$	6	12	86	26	150	180	11	❶ KQ63.9.010 ❷ -
FL	$115^{+0.20}_{+0.15}$	6	12	116	56	150	180	11	❶ KQ63.9.010 ❷ K063.0.200

P63Q**F1**... Round flange
Flangia rotonda

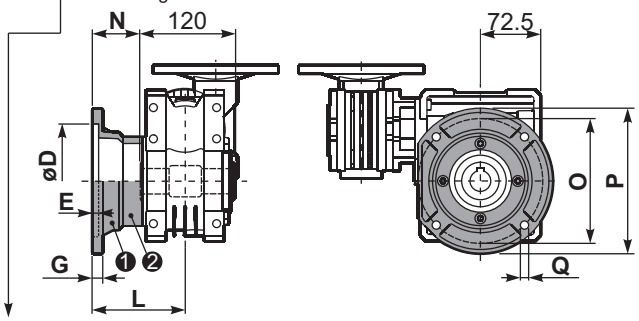

type S	øD	E	G	L	N	O	P	Q	kit code
F1	$130^{+0.20}_{+0.15}$	7	13	110	50	165	200	13	❶ KS070.9.013 ❷ -
F2	$115^{+0.20}_{+0.15}$	7	13	124	64	150	175	11	❶ KS063.9.013 ❷ -
F3	$110^{+0.035}_{0}$	5	11	90	30	130	160	10	❶ KS063.9.011 ❷ -

P63Q**FB**... Feet
Piedini

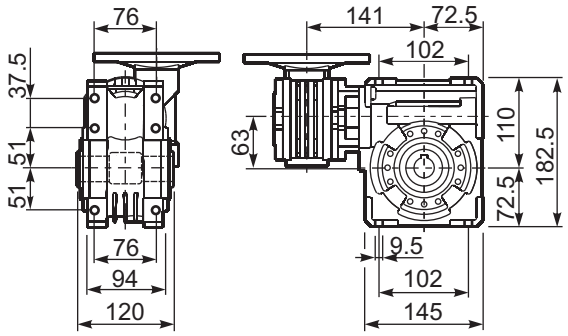

P63Q**BR**... Reaction arm
Braccio di reazione

kit cod. K063.9.027

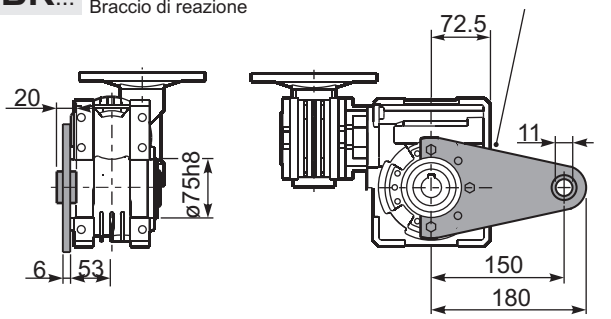

R63QFB... Input shaft
Albero in entrata

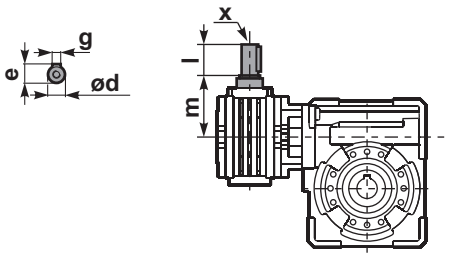

	ød	e	g	l	m	x	kit code
type **B**	9 h6	10.2	3	20	58	-	❶ K030.5.006 PAM63 ❷ -
type **S**	-	-	-	-	-	-	❶ - ❷ -

P63Q.....**S**... Single Shaft
Albero lento semplice

P63Q.....**D**... Double Shaft
Albero lento bisp.

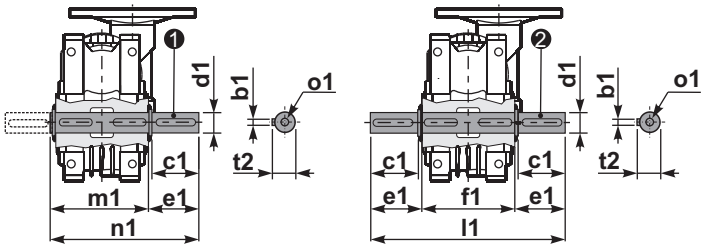

❶ kit cod. K063.5.028 type **B**

❷ kit cod. K063.5.029 type **B**

	b1	c1	d1	e1	f1	l1	m1	n1	t2	o1
type **B**	8	60	$25^{-0.005}_{-0.020}$	63.2	120	246.4	126.8	190	28	M8x20
type **S**	-	-	-	-	-	-	-	-	-	-

▪ QUICK SELECTION / Selezione veloce

input speed (n_1) = 1400 min^{-1}

Output Speed n_2 [min^{-1}]	Ratio i	Motor power P_{1M} [kW]	Output torque M_{2M} [Nm]	Service factor f.s.	Nominal power P_{1R} [kW]	Nominal torque M_{2R} [Nm]	Available B5 motor flanges B 63	Available B5 motor flanges C 71	Available B14 motor flanges O 56	Available B14 motor flanges P 63	Available B14 motor flanges Q 71	Dynamic efficiency RD	Tooth Module Mn [mm]	Ratios code
5.6	**252**	0.25	198	1.3	0.33	265	**B**		B-C	**B**-C		46	2.7	01
3.9	**360**	0.18	186	1.4	0.26	265	**B**		B-C	**B**-C		42	2.7	02
2.8	**504**	0.18	241	1.1	0.20	265	**B**		B-C	**B**-C		39	2.7	03
1.9	**756**	0.12	204	1.3	0.16	265	**B**		B-C	**B**-C		33	2.7	04
1.4	**1008**	0.12	256	1.0	0.12	265	**B**		B-C	**B**-C		31	2.7	05
1.1	**1332**	0.12*	265	<0.8	0.10	265	**B**		B-C	**B**-C		30	2.7	06
0.8	**1656**	0.12*	265	<0.8	0.08	265	**B**		B-C	**B**-C		28	2.7	07
0.6	**2160**	0.12*	265	<0.8	0.07	265	**B**		B-C	**B**-C		26	2.7	08
0.6	**2520**	0.12*	265	<0.8	0.06	265	**B**		B-C	**B**-C		25	2.7	09

Motor Flanges Available Flange Motore Disponibili — B) **Supplied with Reduction Bushing** Fornito con Bussola di Riduzione — **B)** **Available on Request without reduction bushing** Disponibile a Richiesta senza Bussola di Riduzione — C) **Motor Flange Holes Position** Posizione Fori Flangia Motore

*** Power higher than the maximum one which can be supported by the gearbox. Select according to the torque M_{2R}**
Potenza superiore a quella massima sopportabile dal riduttore. Selezionare in base al momento torcente M_{2R}

EN Unit 64Q is supplied with synthetic oil, providing "long life" lubrication. For mounting position V5-V6 please contact us.
See table 1 for lubrication and recommended quantity.
In table 2 please see possible radial loads and axial loads on the gearbox.
For complete documentation please visit our web site.

I Il riduttore tipo 64Q viene fornito lubrificato a vita con olio sintetico. Per posizioni V5-V6 contattare il ns. servizio tecnico.
Vedi tab.1 per oli e quantità consigliati.
In tab.2 sono presenti i carichi radiali e assiali applicabili al riduttore.
Per la documentazione completa consulta il nostro sito.

D Für die Lebensdauerschmierung ist das Getriebe der Größe 64Q mit synthetischem Öl befüllt.
Bei Einbaulage V5 oder V6 bitten wir um Rücksprache.
In Tabelle 1 ist die Schmiermenge und das empfohlene Schmiermittel angegeben.
In Tabelle 2 sind die zulässigen Radial - und Axialbelastungen des Getriebes aufgeführt.
Die komplette Dokumentation, Wartungs - und Inbetriebnahmeanleitungen finden Sie unter.

E El reductor tamaño 64Q se suministra, lubricado de por vida con aceite sintético. Para las posiciones V5 y V6 contactar con nuestro servicio técnico.
Ver tabla 1, para cantidades y aceites recomendados.
En la tabla 2, se encuentran las cargas radiales y axiales admitidas por el reductor.
Para documentación completa, consultar nuestra Web.

▪ LUBRICATION 64Q Oil Quantity 0.30/0.09 Lt.



AGIP Telium VSF 320	**SHELL** Omala S4 WE 320

For all details on lubrication and plugs check our website **tab. 1**
Per maggiori dettagli su lubrificazione e tappi olio vedi il nostro sito web

▪ RADIAL AND AXIAL LOADS

Output shaft
Albero di uscita

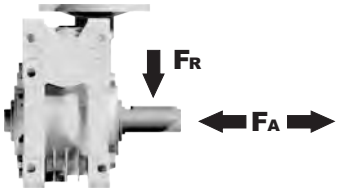

n_2 [min^{-1}]	FA [N]	FR [N]
25	700	3800
15	800	4000

Input shaft
albero in entrata

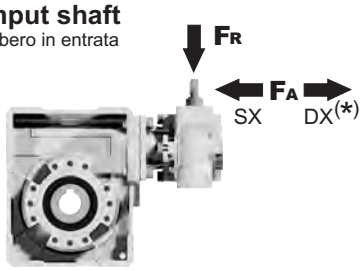

n_1 [min^{-1}]	FA [N]	FR [N]
1400	42	210

***Strong axial loads in the DX direction are not allowed.**
Non sono consentiti forti carichi assiali con direzione DX

tab. 2

▪ **SELECT THIS TYPE AND THIS SPECIFIC SIZE ON THE WEB PAGES TO GET COMPLETE TECHNICAL DATA.**
Selezionare tipo e gandezza specifica nel sito web per la documentazione completa.

P64Q**FB**... Basic wormbox
Riduttore base

Gearbox weight peso riduttore	7.25 kg

M. flanges	Kit code	øF	A
63B5	K050.4.041	138	72
71B5	K050.4.042	160	70
56B14	KC40.4.049	80	71.5
63B14	K050.4.047	90	74
71B14	K050.4.045	105	71.5

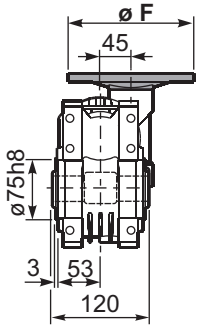

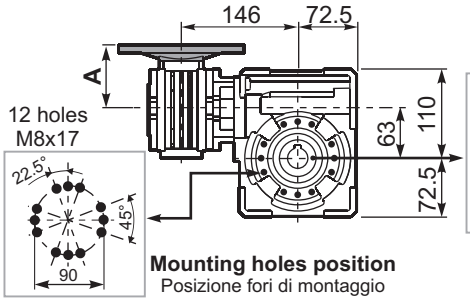

Mounting holes position
Posizione fori di montaggio

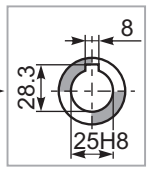

Standard
Hollow shaft

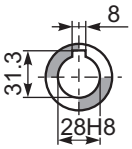

On Request
A richiesta

P64Q**FC**... Square flange
Flangia quadrata

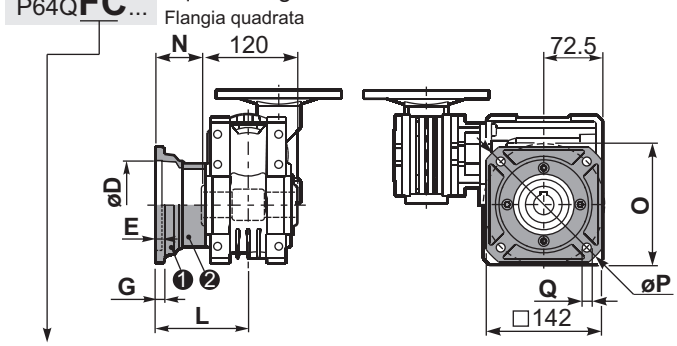

P64Q**F1**... Round flange
Flangia rotonda

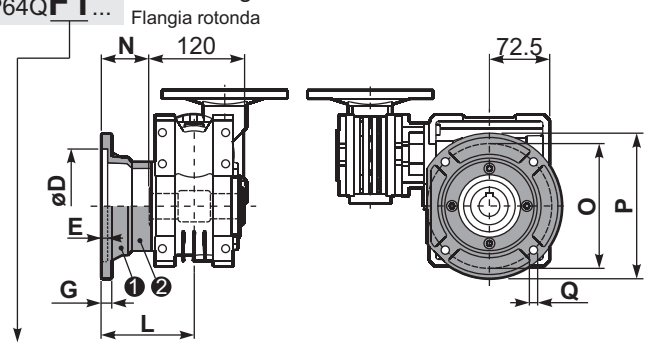

type B	øD	E	G	L	N	O	P	Q	kit code
FC	$115^{+0.20}_{+0.15}$	6	12	86	26	150	180	11	❶ KQ63.9.010 ❷ -
FL	$115^{+0.20}_{+0.15}$	6	12	116	56	150	180	11	❶ KQ63.9.010 ❷ K063.0.200

type S	øD	E	G	L	N	O	P	Q	kit code
F1	$130^{+0.20}_{+0.15}$	7	13	110	50	165	200	13	❶ KS070.9.013 ❷ -
F2	$115^{+0.20}_{+0.15}$	7	13	124	64	150	175	11	❶ KS063.9.013 ❷ -
F3	$110^{+0.035}_{0}$	5	11	90	30	130	160	10	❶ KS063.9.011 ❷ -

P64Q**FB**... Feet
Piedini

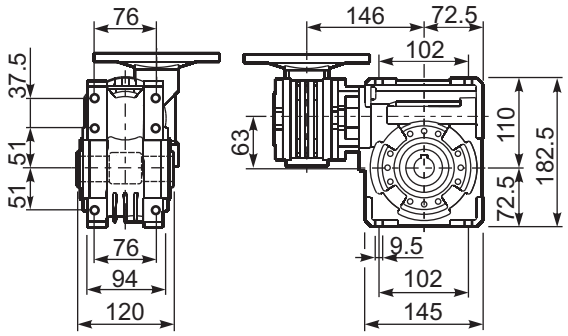

P64Q**BR**... Reaction arm
Braccio di reazione

kit cod. K063.9.027

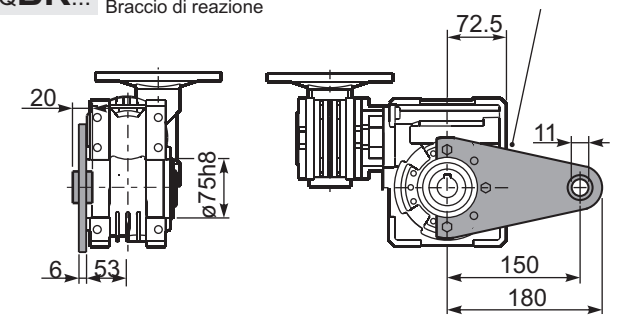

R64QFB... Input shaft
Albero in entrata

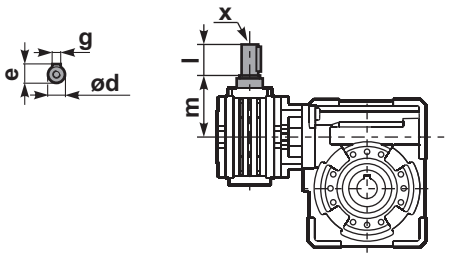

P64Q.....**S**... Single Shaft
Albero lento semplice

P64Q.....**D**... Double Shaft
Albero lento bisp.

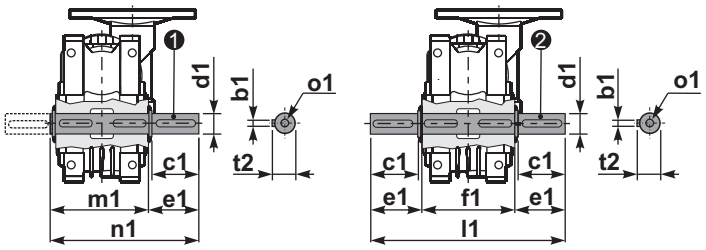

❶ kit cod. K063.5.028 type **B** ❷ kit cod. K063.5.029 type **B**

	ød	e	g	l	m	x	kit code
type **B**	11 h6	12.5	4	30	68	-	❶ K045.5.006 PAM71 ❷ -
type **S**	-	-	-	-	-	-	❶ - ❷ -

	b1	c1	d1	e1	f1	l1	m1	n1	t2	o1
type **B**	8	60	$25^{-0.005}_{-0.020}$	63.2	120	246.4	126.8	190	28	M8x20
type **S**	-	-	-	-	-	-	-	-	-	-

▪ QUICK SELECTION / Selezione veloce

input speed (n_1) = 1400 min^{-1}

Output Speed n_2 [min^{-1}]	Ratio i	Motor power P_{1M} [kW]	Output torque M_{2M} [Nm]	Service factor f.s.	Nominal power P_{1R} [kW]	Nominal torque M_{2R} [Nm]	Available B5 motor flanges B 63	Available B5 motor flanges C 71	Available B14 motor flanges O 56	Available B14 motor flanges P 63	Available B14 motor flanges Q 71	Dynamic efficiency RD	Tooth Module Mn [mm]	Ratios code
5	**280**	0.37	403	0.9	0.33	359	B		B-C	B-C		57	3.10	01
3.5	**400**	0.25	314	1.1	0.29	359	B		B-C	B-C		46	3.10	02
2.5	**560**	0.25	420	0.9	0.21	359	B		B-C	B-C		44	3.10	03
1.7	**840**	0.18	423	0.8	0.15	359	B		B-C	B-C		41	3.10	04
1.3	**1120**	0.12	339	1.1	0.13	359	B		B-C	B-C		37	3.10	05
0.9	**1480**	0.09	336	1.1	0.10	359	B		B-C	B-C		37	3.10	06
0.8	**1840**	0.09	373	1.0	0.09	359	B		B-C	B-C		33	3.10	07
0.6	**2400**	0.06	275	1.3	0.08	359	B		B-C	B-C		28	3.10	08
0.5	**2800**	0.06	298	1.2	0.07	359	B		B-C	B-C		26	3.10	09
0.3	**4080**	0.06	250	1.4	0.09	359	B		B-C	B-C		15	3.10	10

Motor Flanges Available Flange Motore Disponibili — B) **Supplied with Reduction Bushing** Fornito con Bussola di Riduzione — **B)** **Available on Request without reduction bushing** Disponibile a Richiesta senza Bussola di Riduzione — C) **Motor Flange Holes Position** Posizione Fori Flangia Motore

EN Unit 74Q is supplied with synthetic oil, providing "long life" lubrication. For mounting position V5-V6 please contact us.
See table 1 for lubrication and recommended quantity.
In table 2 please see possible radial loads and axial loads on the gearbox.
For complete documentation please visit our web site.

I Il riduttore tipo 74Q viene fornito lubrificato a vita con olio sintetico. Per posizioni V5-V6 contattare il ns. servizio tecnico.
Vedi tab.1 per oli e quantità consigliati.
In tab.2 sono presenti i carichi radiali e assiali applicabili al riduttore.
Per la documentazione completa consulta il nostro sito.

D Für die Lebensdauerschmierung ist das Getriebe der Größe 74Q mit synthetischem Öl befüllt.
Bei Einbaulage V5 oder V6 bitten wir um Rücksprache.
In Tabelle 1 ist die Schmiermenge und das empfohlene Schmiermittel angegeben.
In Tabelle 2 sind die zulässigen Radial - und Axialbelastungen des Getriebes aufgeführt.
Die komplette Dokumentation, Wartungs - und Inbetriebnahmeanleitungen finden Sie unter.

E El reductor tamaño 74Q se suministra, lubricado de por vida con aceite sintético. Para las posiciones V5 y V6 contactar con nuestro servicio técnico.
Ver tabla 1, para cantidades y aceites recomendados.
En la tabla 2, se encuentran las cargas radiales y axiales admitidas por el reductor.
Para documentación completa, consultar nuestra Web.

▪ LUBRICATION 74Q Oil Quantity 0.40/0.09 Lt.



AGIP Telium VSF 320	SHELL Omala S4 WE 320

For all details on lubrication and plugs check our website **tab. 1**
Per maggiori dettagli su lubrificazione e tappi olio vedi il nostro sito web

▪ RADIAL AND AXIAL LOADS

Output shaft
Albero di uscita

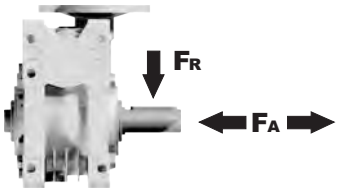

n_2 [min^{-1}]	FA [N]	FR [N]
25	880	4400
15	1000	5000

Input shaft
albero in entrata



n_1 [min^{-1}]	FA [N]	FR [N]
1400	42	210

***Strong axial loads in the DX direction are not allowed.**
Non sono consentiti forti carichi assiali con direzione DX

tab. 2

▪ **SELECT THIS TYPE AND THIS SPECIFIC SIZE ON THE WEB PAGES TO GET COMPLETE TECHNICAL DATA.**
Selezionare tipo e gandezza specifica nel sito web per la documentazione completa.

P74Q**FB**... Basic wormbox
Riduttore base

Gearbox weight peso riduttore	11.4 kg

M. flanges	Kit code	øF	A
63B5	K050.4.041	138	72
71B5	K050.4.042	160	70
56B14	KC40.4.049	80	71.5
63B14	K050.4.047	90	74
71B14	K050.4.045	105	71.5

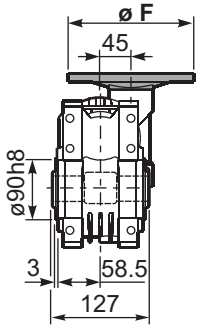

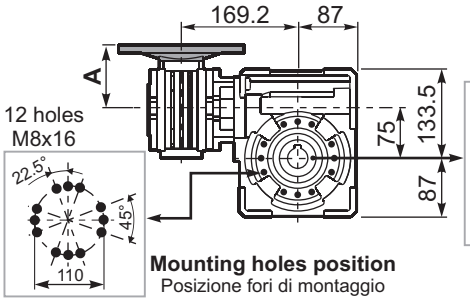

Mounting holes position
Posizione fori di montaggio

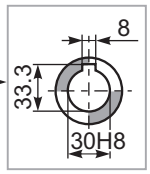

Standard
Hollow shaft

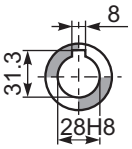

On request
A richiesta

P74Q**FC**... Square flange
Flangia quadrata

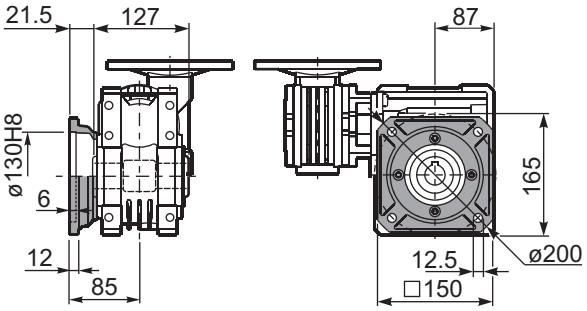

P74Q**FL**... Square flange
Flangia quadrata

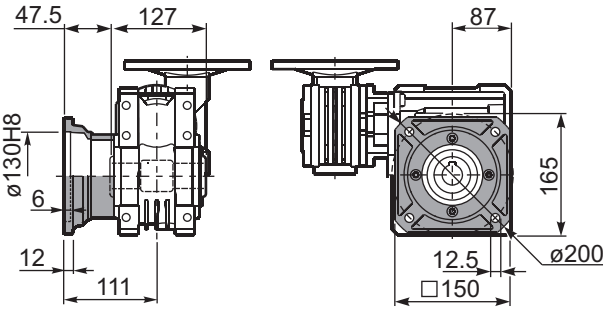

P74Q**FB**... Feet
Piedini

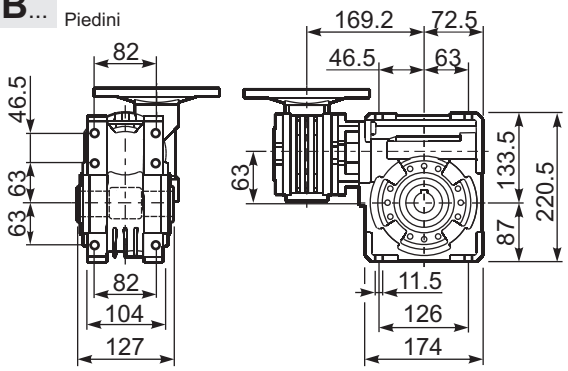

P74Q**BR**... Reaction arm
Braccio di reazione

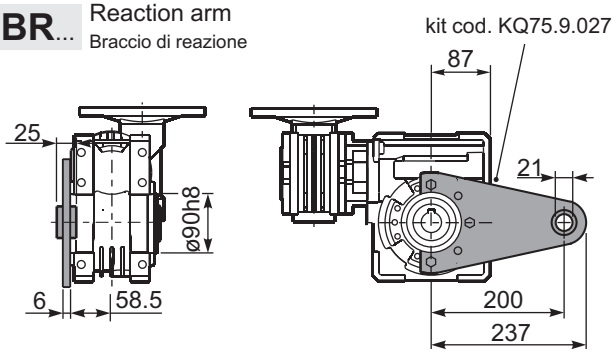

R74QFB... Input shaft
Albero in entrata

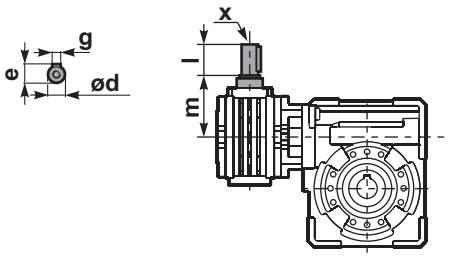

	ød	e	g	l	m	x	kit code
type **B**	11 h6	12.5	4	30	68	-	❶ K045.5.006 PAM71 ❷ -
type **S**	-	-	-	-	-	-	❶ - ❷ -

P74Q.....**S**... Single Shaft
Albero lento semplice

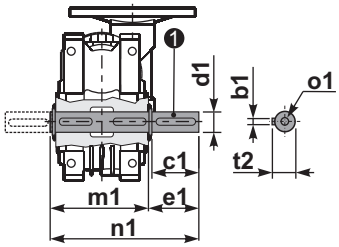

❶ kit cod. KQ75.5.028 Standard
kit cod. KQ75.5.026 On request

P74Q.....**D**... Double Shaft
Albero lento bisp.

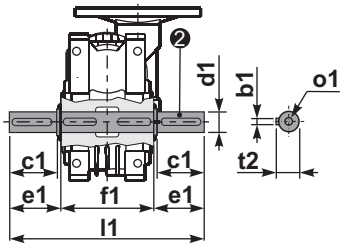

❷ kit cod. KQ75.5.029 Standard
kit cod. KQ75.5.027 On request

	b1	c1	d1	e1	f1	l1	m1	n1	t2	o1
Standard	8	60	$30^{-0.005}_{-0.020}$	65	127	255	134	199	33	M8x20
On request	8	60	$28^{-0.005}_{-0.020}$	65	127	255	134	199	31	M8x20

▪ QUICK SELECTION / Selezione veloce

input speed (n_1) = 1400 min^{-1}

Output Speed n_2 [min^{-1}]	Ratio i	Motor power P_{1M} [kW]	Output torque M_{2M} [Nm]	Service factor f.s.	Nominal power P_{1R} [kW]	Nominal torque M_{2R} [Nm]	Available B5 motor flanges B	Available B5 motor flanges C	Available B14 motor flanges O	Available B14 motor flanges P	Available B14 motor flanges Q	Dynamic efficiency RD	Tooth Module Mn [mm]	Ratios code
							63	71	56	63	71			
10	**140**	0.37	205	1.8	0.66	368	**B**		B-C	**B**-C		58	4.5	01
7.1	**196**	0.37	257	1.4	0.53	368	**B**		B-C	**B**-C		52	4.7	02
5.0	**280**	0.37	332	1.6	0.58	518	**B**		B-C	**B**-C		47	4.7	03
3.6	**392**	0.37	435	1.2	0.44	518	**B**		B-C	**B**-C		44	4.7	04
2.4	**588**	0.25	371	1.4	0.35	518	**B**		B-C	**B**-C		37	4.7	05
1.8	**784**	0.25	455	1.1	0.28	518	**B**		B-C	**B**-C		34	4.7	06
1.4	**1036**	0.18	420	1.2	0.22	518	**B**		B-C	**B**-C		33	4.7	07
1.1	**1288**	0.18	474	1.1	0.20	518	**B**		B-C	**B**-C		30	4.7	08
0.7	**1960**	0.12	449	1.2	0.14	518	**B**		B-C	**B**-C		28	4.7	09
0.5	**2856**	0.12	584	0.9	0.11	518	**B**		B-C	**B**-C		25	4.7	10

Motor Flanges Available Flange Motore Disponibili — B) **Supplied with Reduction Bushing** Fornito con Bussola di Riduzione — **B)** **Available on Request without reduction bushing** Disponibile a Richiesta senza Bussola di Riduzione — C) **Motor Flange Holes Position** Posizione Fori Flangia Motore

EN Unit 84Q is supplied with synthetic oil, providing "long life" lubrication. For mounting position V5-V6 please contact us.
See table 1 for lubrication and recommended quantity.
In table 2 please see possible radial loads and axial loads on the gearbox.
For complete documentation please visit our web site.

I Il riduttore tipo 84Q viene fornito lubrificato a vita con olio sintetico. Per posizioni V5-V6 contattare il ns. servizio tecnico.
Vedi tab.1 per oli e quantità consigliati.
In tab.2 sono presenti i carichi radiali e assiali applicabili al riduttore.
Per la documentazione completa consulta il nostro sito.

D Für die Lebensdauerschmierung ist das Getriebe der Größe 84Q mit synthetischem Öl befüllt.
Bei Einbaulage V5 oder V6 bitten wir um Rücksprache.
In Tabelle 1 ist die Schmiermenge und das empfohlene Schmiermittel angegeben.
In Tabelle 2 sind die zulässigen Radial - und Axialbelastungen des Getriebes aufgeführt.
Die komplette Dokumentation, Wartungs - und Inbetriebnahmeanleitungen finden Sie unter.

E El reductor tamaño 84Q se suministra, lubricado de por vida con aceite sintético. Para las posiciones V5 y V6 contactar con nuestro servicio técnico.
Ver tabla 1, para cantidades y aceites recomendados.
En la tabla 2, se encuentran las cargas radiales y axiales admitidas por el reductor.
Para documentación completa, consultar nuestra Web.

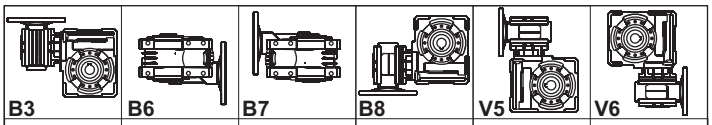

B3	B6	B7	B8	V5	V6
1.2/0.09LT	1.2/0.09 LT	1.2/0.09 LT	1.2/0.09 LT	1.2/0.09 LT	1.2/0.09 LT
AGIP Telium VSF 320			**SHELL** Omala S4 WE 320		

For all details on lubrication and plugs check our website **tab. 1**
Per maggiori dettagli su lubrificazione e tappi olio vedi il nostro sito web

▪ RADIAL AND AXIAL LOADS

Output shaft
Albero di uscita



n_2 [min^{-1}]	FA [N]	FR [N]
25	1000	5000
15	1160	5800

Input shaft
albero in entrata



n_1 [min^{-1}]	FA [N]	FR [N]
1400	42	210

***Strong axial loads in the DX direction are not allowed.**
Non sono consentiti forti carichi assiali con direzione DX

tab. 2

▪ **SELECT THIS TYPE AND THIS SPECIFIC SIZE ON THE WEB PAGES TO GET COMPLETE TECHNICAL DATA.**
Selezionare tipo e gandezza specifica nel sito web per la documentazione completa.

Gearbox weight peso riduttore	22.8 kg

P84Q**FB**... Basic wormbox
Riduttore base

M. flanges	Kit code	øF	A
63B5	K050.4.041	138	72
71B5	K050.4.042	160	70
56B14	KC40.4.049	80	71.5
63B14	K050.4.047	90	74
71B14	K050.4.045	105	71.5

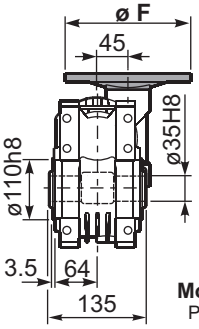

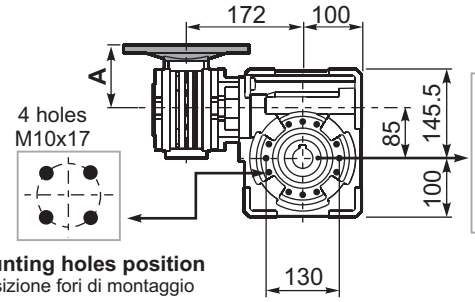

Mounting holes position
Posizione fori di montaggio

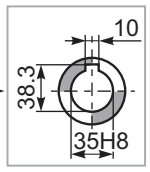

Standard
Hollow shaft

P84Q**FC**... Output flange
Flangia uscita

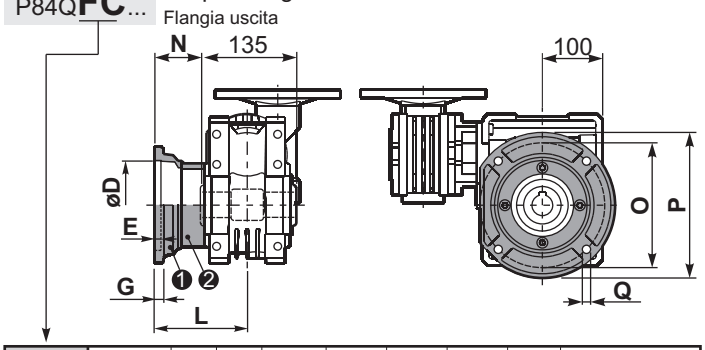

type **B**	øD	E	G	L	N	O	P	Q	kit code
FC	$152^{+0.06}_{+0.00}$	5	16	108	40.5	176	205	13	❶ K085.9.010 ❷ -
FL	$152^{+0.06}_{+0.00}$	5	16	148.5	81	176	205	13	❶ K085.9.010 ❷ K085.0.201

P84Q**F1**... Output flange
Flangia uscita

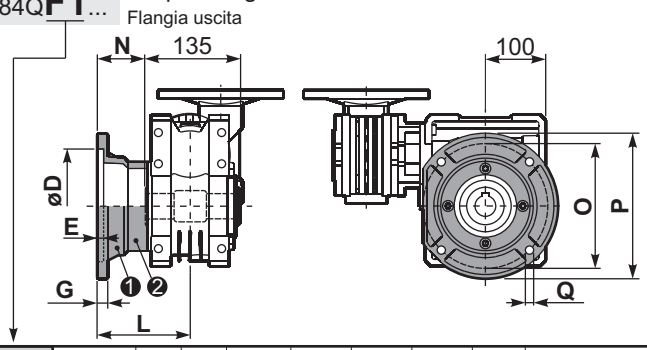

type **S**	øD	E	G	L	N	O	P	Q	kit code
F1	130 H7	5	13	117.5	50	165	200	11.5	❶ KS085.9.012 ❷ -
F2	$152^{+0.06}_{+0.00}$	5	15	147.5	80	180	205	12.5	❶ KS085.9.013 ❷ -
F4	130 H7	5	13	106.5	39	165	200	13	❶ KS085.9.015 ❷ -

P84Q**FB**... Feet
Piedini

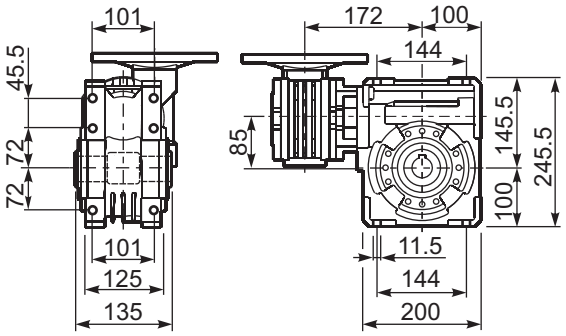

P84Q**BR**... Reaction arm
Braccio di reazione

kit cod. K085.9.027

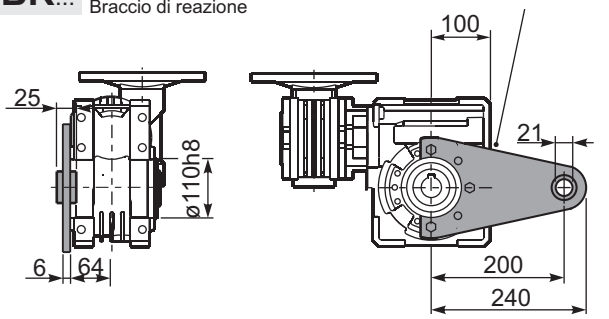

R84QFB... Input shaft
Albero in entrata

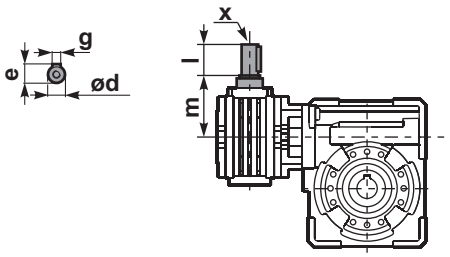

	ød	e	g	l	m	x	kit code
type **B**	11 h6	12.5	4	30	68	-	❶ K045.5.006 PAM71 ❷ -
type **S**	-	-	-	-	-	-	❶ - ❷ -

P84Q.....**S**... Single Shaft
Albero lento semplice

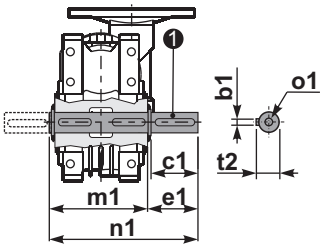

❶ kit cod. K085.5.028 type **B**

P84Q.....**D**... Double Shaft
Albero lento bisp.

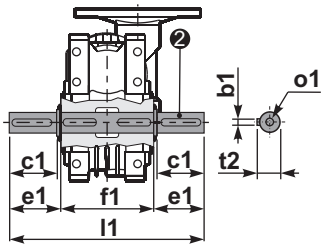

❷ kit cod. K085.5.029 type **B**

	b1	c1	d1	e1	f1	l1	m1	n1	t2	o1
type **B**	10	60	$35^{-0.005}_{-0.020}$	73.5	135	282	141	214.5	38	M10x23
type **S**	-	-	-	-	-	-	-	-	-	-

▪ QUICK SELECTION / Selezione veloce

input speed (n_1) = 1400 min^{-1}

Output Speed n_2 [min^{-1}]	Ratio i	Motor power P_{1M} [kW]	Output torque M_{2M} [Nm]	Service factor f.s.	Nominal power P_{1R} [kW]	Nominal torque M_{2R} [Nm]	Available B5 motor flanges B 63	C 71	D 80	Available B14 motor flanges O 56	P 63	Q 71	R 80	Dynamic efficiency RD	Tooth Module Mn [mm]	Ratios code
6.7	**210**	0.75	591	1.5	1.1	863	B	**B**			B-C	**B**		55	5.6	01
4.7	**300**	0.75	752	1.3	0.97	978	B	**B**			B-C	**B**		49	5.6	02
3.3	**420**	0.55	741	1.3	0.73	978	B	**B**			B-C	**B**		47	5.6	03
2.6	**540**	0.55	851	1.1	0.63	978	B	**B**			B-C	**B**		42	5.6	04
1.8	**780**	0.37	748	1.3	0.48	978	B	**B**			B-C	**B**		38	5.6	05
1.3	**1080**	0.37	1009	1.0	0.36	978	B			B-C	B-C			37	5.6	06
1.1	**1290**	0.25	770	1.3	0.32	978	B			B-C	B-C			35	5.6	07
0.8	**1800**	0.25	921	1.1	0.27	978	B			B-C	B-C			30	5.6	08
0.7	**2040**	0.18	751	1.3	0.23	978	B			B-C	B-C			30	5.6	09
0.6	**2400**	0.18	825	1.2	0.21	978	B			B-C	B-C			28	5.6	10
0.5	**3000**	0.18	958	1.0	0.18	978	B			B-C	B-C			26	5.6	11

Motor Flanges Available Flange Motore Disponibili
B) **Supplied with Reduction Bushing** Fornito con Bussola di Riduzione
B) **Available on Request without reduction bushing** Disponibile a Richiesta senza Bussola di Riduzione
C) **Motor Flange Holes Position** Posizione Fori Flangia Motore

EN Unit 15Q is supplied without lubricant and equipped with a breather, level and drain plugs. User can add mineral oil keeping existing plugs. Should the user wish to fill it with synthetic oil, it is recommended to replace the existing plugs with a type that are closed.
Gearbox 050 is supplied lubricated for life.
See tab.1 for oils and recommended quantity.
In tab.2 there are radial loads and axial loads applicable to the gearbox.
For the complete documentation please visit our web site.

I Il riduttore tipo 15Q è fornito privo di lubrificazione con tappi di sfiato, livello e scarico olio. L'utente può immettere olio minerale mantenendo i tappi esistenti. Se immetterà olio sintetico, dovrà sostituire i tappi esistenti con altri tipo chiuso. Il riduttore 050 è fornito lubrificato a vita con olio sintetico.
Tab.1 per oli e quantità consigliati.
Tab.2 carichi radiali e assiali applicabili al riduttore.
Per la documentazione completa consulta il nostro sito.

D Das Getriebe der Baugröße 15Q wird ohne Schmiermittel geliefert. Es ist jedoch mit Einfüllschraube, Überdruckventil und Ablaßschraube ausgerüstet. Das benötigte mineralische Öl kann über die Einfüllschraube eingefüllt werden. Sollte synthetisches Öl bevorzugt werden, so ist sind das eingebaute Überdruckventil durch eine geschlossenen Schraube zu ersetzen.
Das Getriebe der Baugröße 050 ist lebensdauergeschmiert.
In Tabelle 1 ist die Schmiermenge und das empfohlene Schmiermittel angegeben.
In Tabelle 2 sind die zulässigen Radial - und Axialbelastungen des Getriebes aufgeführt.
Die komplette Dokumentation, Wartungs - und Inbetriebnahmeanleitungen finden Sie unter.

E El reductor tamaño 15Q se suministra sin lubricante, provisto de tapones de respiración, nivel y descarga de aceite. El usuario puede utilizar aceite mineral, manteniendo los tapones existentes. Si prefiere utilizar aceite sintético deberá sustituir los tapones existentes por tapones ciegos.
El reductor 050 se suministra lubricado de por vida con aceite sintético.
Ver tabla 1, para cantidades y aceites recomendados.
En la tabla 2, se encuentran las cargas radiales y axiales admitidas por el reductor.
Para documentación completa, consultar nuestra Web.

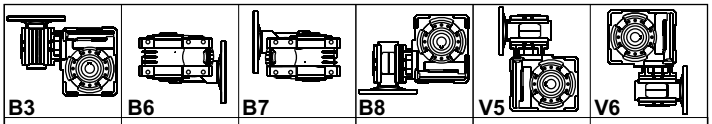

B3	B6	B7	B8	V5	V6
2.0/0.14LT	1.5/0.14 LT	1.5/0.14 LT	2.0/0.14 LT	2.0/0.14 LT	2.0/0.14 LT
AGIP Blasia 460					

For all details on lubrication and plugs check our website **tab. 1**
Per maggiori dettagli su lubrificazione e tappi olio vedi il nostro sito web

▪ RADIAL AND AXIAL LOADS

Output shaft
Albero di uscita

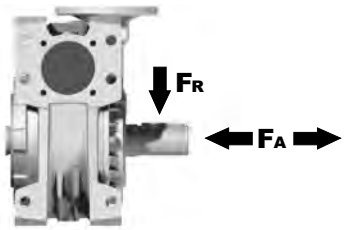

n_2 [min^{-1}]	FA [N]	FR [N]
25	1200	6000
15	1400	7000

Input shaft
albero in entrata

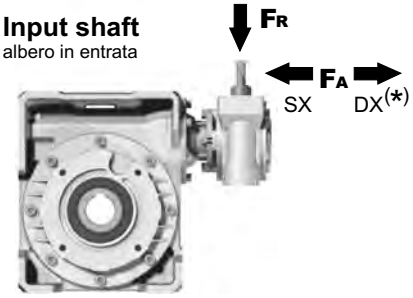

n_1 [min^{-1}]	FA [N]	FR [N]
1400	76	380

***Strong axial loads in the DX direction are not allowed.**
Non sono consentiti forti carichi assiali con direzione DX

tab. 2

▪ **SELECT THIS TYPE AND THIS SPECIFIC SIZE ON THE WEB PAGES TO GET COMPLETE TECHNICAL DATA.**
Selezionare tipo e gandezza specifica nel sito web per la documentazione completa.

P15Q**FB**... Basic wormbox
Riduttore base

Gearbox weight peso riduttore	38.8 kg

M. flanges	Kit code	øF	A
63B5	K050.4.041	138	76.5
71B5	K050.4.042	160	74.5
80B5	K050.4.043	200	76.5
56B14	KC40.4.049	80	76
63B14	K050.4.047	90	78.5
71B14	K050.4.045	105	76
80B14	K050.4.046	120	76.5

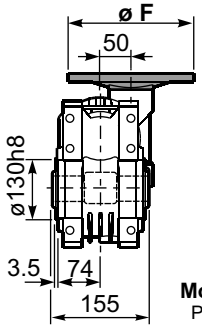

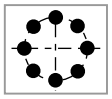

Mounting holes position
Posizione fori di montaggio

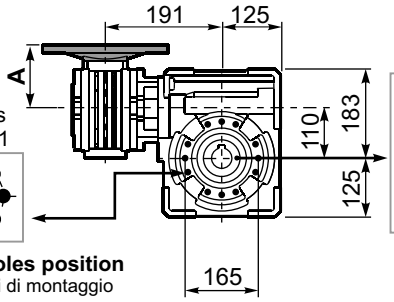

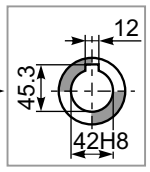

Standard
Hollow shaft

P15Q**FC**... Output flange
Flangia uscita

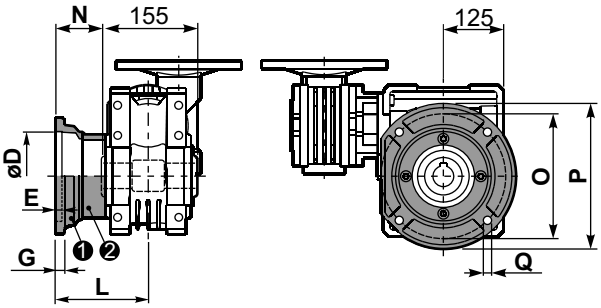

type **B**	øD	E	G	L	N	O	P	Q	kit code
FC	$170^{+0.083}_{+0.043}$	11	16.5	131.5	54	230	270	13	❶ K110.9.010 ❷ -
FL	$170^{+0.083}_{+0.043}$	11	16.5	179.5	102	230	270	13	❶ K110.9.011 ❷ -

P15Q**F1**... Output flange
Flangia uscita

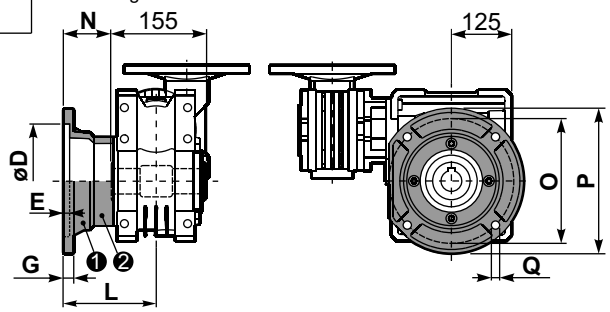

type **S**	øD	E	G	L	N	O	P	Q	kit code
F1	$180^{+0.040}_{0}$	5	18	150	72.5	215	250	15	❶ KS110.9.014 ❷ -
F2	$170^{+0.083}_{+0.043}$	9.5	15	178	100.5	230	270	13	❶ KS110.9.012 ❷ -
F3	$180^{+0.040}_{0}$	5	18	130	52.5	215	250	15	❶ KS110.9.013 ❷ -

P15Q**FB**... Feet
Piedini

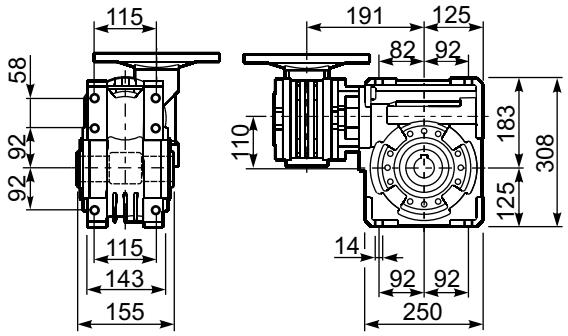

P15Q**BR**... Reaction arm
Braccio di reazione

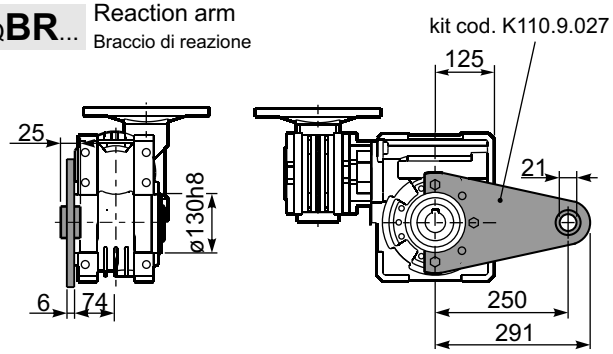

R15QFB... Input shaft
Albero in entrata

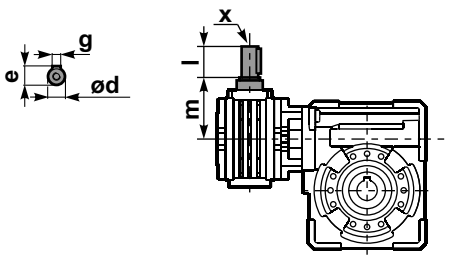

	ød	e	g	l	m	x	kit code
type **B**	16 h6	18	5	30	79.5	M6x16	❶ K050.5.006 PAM71 ❷ K050.5.007 PAM80
type **S**	14 h6	16	5	30	79.5	M5x10	❶ KS050.5.008 PAM71 ❷ KS050.5.009 PAM80

P15Q.....**S**... Single Shaft
Albero lento semplice

P15Q.....**D**... Double Shaft
Albero lento bisp.

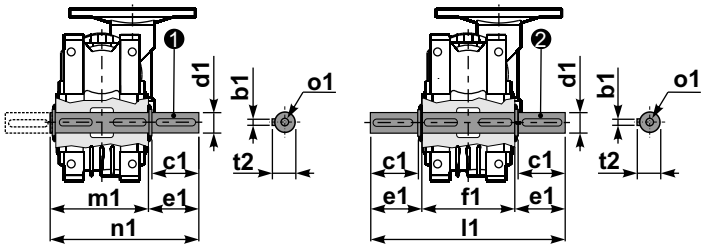

❶ kit cod. K110.5.028 type **B** ❷ kit cod. K110.5.029 type **B**

	b1	c1	d1	e1	f1	l1	m1	n1	t2	o1
type **B**	12	75	$42^{-0.005}_{-0.020}$	96.5	155	348	163.5	260	45	M12x32
type **S**	-	-	-	-	-	-	-	-	-	-

Aluminum IEC motors

1) 230/400V - 50Hz three-phase asynchronous induction motor
2) Class F insulation
3) S1 duty
4) IP 55 protection
5) Not painted
6) Hard plastic sleeve to protect output shaft during the transportation

1) 230/400V - 50Hz motore trifase asincrono
2) Isolamento Classe F
3) S1 servizio continuo
4) Protezione IP 55
5) Non verniciato
6) Manicotto di protezione per l'albero motore

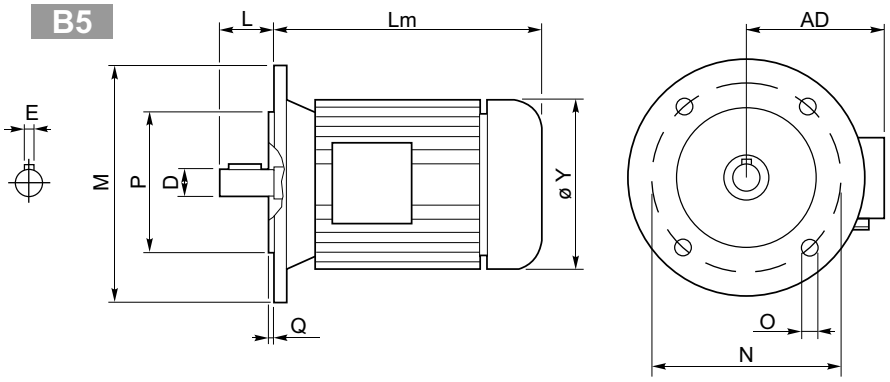

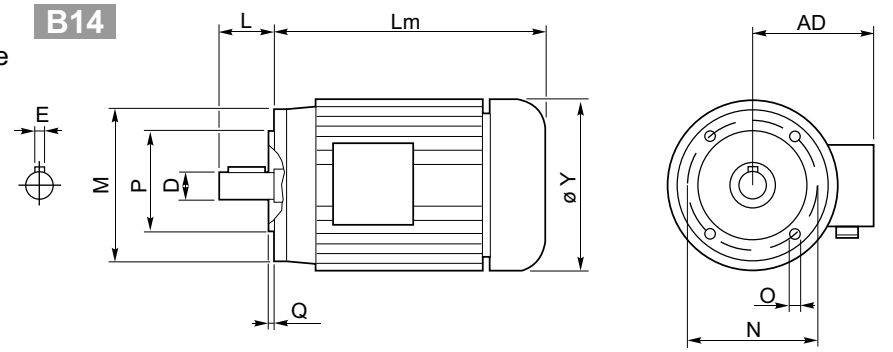

Outside dimensions may be different according to manufacturers.
Le dimensioni esterne sono indicative, possono variare tra i vari costruttori.

	2 poli / poles			4 poli / poles			6 poli / poles			B5-B14						B5					B14					Kg
	kW	Nm	A (400V)	kW	Nm	A (400V)	kW	Nm	A (400V)	D	E	L	Lm	Y	AD	P	N	M	O	Q	P	N	M	O	Q	
56 A	**0.09**	0.32	0.38	**0.06**	0.44	0.27	**—**	—	—	9	3	20	179	108	96	80	100	120	7	2.5	50	65	80	M5	2.5	2.7
56 B	**0.12**	0.42	0.46	**0.09**	0.67	0.37	**—**	—	—																	2.9
63 A	**0.18**	0.63	0.60	**0.12**	0.84	0.50	**0.09**	0.99	0.57	11	4	23	185	120	99	95	115	140	9.5	3	60	75	90	M5	2.5	3.8
63 B	**0.25**	0.87	0.76	**0.18**	1.30	0.69	**0.12**	1.32	0.74																	4.2
71 A	**0.37**	1.30	1.00	**0.25**	1.70	0.91	**0.18**	1.90	0.80	14	5	30	-	130	104	110	130	160	9.5	3.5	70	85	105	M6	2.5	5.9
71 B	**0.55**	1.90	1.54	**0.37**	2.52	1.14	**0.25**	2.72	1.10				225	141	107											6.5
80 A	**0.75**	2.60	1.85	**0.55**	3.77	1.51	**0.37**	3.84	1.18	19	6	40	256	159	127	130	165	200	11.5	3.5	80	100	120	M6	3	8.5
80 B	**1.1**	3.90	2.64	**0.75**	5.11	2.57	**0.55**	5.84	1.80																	10
90 S	**1.5**	5.00	3.31	**1.1**	7.45	2.78	**0.75**	7.92	2.32	24	8	50	-	170	135	130	165	200	11.5	3.5	95	115	140	M8	3	12.5
90 L	**2.2**	7.50	4.46	**1.5**	10.2	3.61	**1.1**	11.6	3.45				280													15
100 LA	**3.0**	10.0	6.28	**2.2**	14.8	5.07	**1.5**	15.4	3.88	28	8	60	-	190	148	180	215	250	13	4	110	130	160	M8	3.5	20
100 LB	**—**	—	—	**3.0**	20.1	6.66	**—**	—	—																	22
112 M	**4.0**	13.4	8.10	**4.0**	26.7	8.55	**2.2**	22.6	5.30				321	210	164											35
132 S	**5.5**	18.3	11.2	**5.5**	36.5	11.4	**3.0**	30.2	7.20	38	10	80	375	244	180	230	265	300	14	4	130	165	200	M10	4	41
	7.5	24.9	15.3																							51
132 M	**—**	—	—	**7.5**	49.4	15.0	**4.0**	40.0	9.13				420													51
				9.2	61.4	18.5																				
160 M	**—**	—	—	**11**	72	21.5	**—**	—	—	42	12	110	503	335	246	250	300	350	18	5	**—**	—	—	—	—	79.2
160 L	**—**	—	—	**15**	98	29	**—**	—	—				547													97.5
180 M	**—**	—	—	**18.5**	121	35.5	**—**	—	—	48	14	110	602	366	266	250	300	350	19	5	**—**	—	—	—	—	170
180 L	**—**	—	—	**22**	144	42	**—**	—	—																	

Metric electric motors are in aluminum. On request they can be supplied with different Level of protection and painted with 2 or 3 level of anticorrosive paint.

I motori metrici sono in alluminio, su richiesta possono essere forniti con differenti livelli di protezione e verniciati con vernice anticorrosiva.

Protection
Standard IP55
Please specify on purchase orders if you need a higher IP protection class.

Grado di protezione
IP55 Standard
Specificare in sede di ordinazione per IP superiore.

Schutzart
IP55 Standard.
Höheren IP Grad bitte im Auftrag angeben.

Grado de protección
IP55 standard.
Especificar en el pedido cuando necesiten protección IP superior.

Insulation
Standard CI.F
To be specified upon placing the order if different insulation is required.

Isolamento
CI.F Standard
Specificare in sede di ordinazione classe di isolamento diversa

Isolierung
CI.F Standard.
Davon abweichende Isolierungsklas se im Auftrag angeben

Aislamiento
CI.F standard.
Especificar al efectuar el pedido la clase diferente de aislamiento.

Insulation / Isolamento Isolierung /Aislamiento		E	B	F	H
Max. temp.	C°	120°	130°	155°	175°
	F*	248°	266°	311°	347°

Connections

Threephase asyncronous single polarity
Asincrono trifase singola polarità
Asynchronmotor 3-ph eine Drehzahl
Asincrono trifasico de una velocidad

Collegamenti

Threephase asyncronous double polarity
Asincrono trifase doppia polarità
Asynchronmotor 3-ph doppelte Drehzahl
Asincrono trifasico de dos velocidades

Verbindungselemente

Conexiones

Single phase asyncronous
Asincrono monofase
Einphasen-Asynchronmotor
Asincrono monofasico

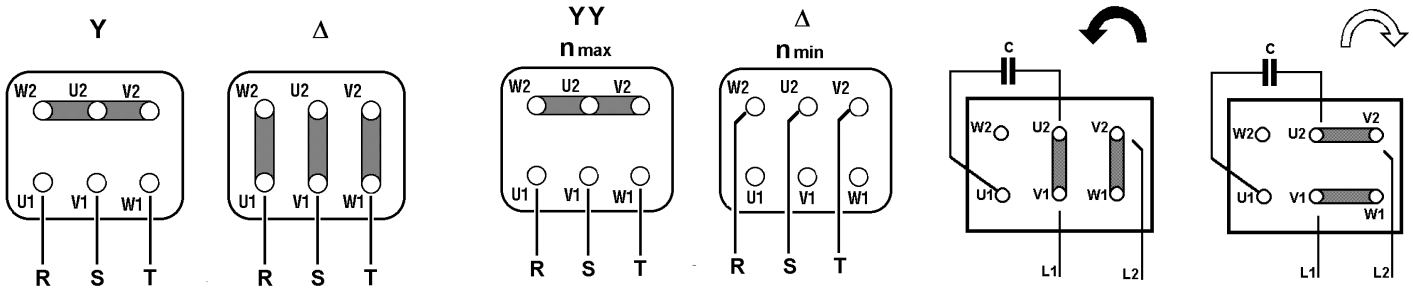

NOTES / NOTE / AUFZEICHNUNG / NOTAS

IMPORTANT INFORMATION / INFORMAZIONI IMPORTANTI

Please Read Carefully
The following WARNING and CAUTION information is supplied to you for your protection and to provide you with many years of trouble free and safe operation of your product.
Read ALL instructions prior to operating reducer. Injury to personnel or reducer failure may be caused by improper installation, maintenance or operation.

WARNING:

• Written authorization required to operate or use reducers in man lift or people moving devices.
• Check to make sure that certain applications do not exceed the allowable load capacities published in the current catalog.
• Buyer shall be solely responsible for determining the adequacy of the product for any and all uses to which Buyer shall apply the product. The application by Buyer shall not be subject to any implied warranty of fitness for a particular purpose.
• For safety, Buyer or User should provide protective guards over all shaft extensions and any moving apparatus mounted thereon. The User is responsible for checking all applicable safety codes in his area and providing suitable guards. Failure to do so may result in bodily injury and/or damage to equipment.
• Hot oil and reducers can cause severe burns. Use extreme care when removing lubrication plugs and vents.
• Make certain that the power supply is disconnected before attempting to service or remove any components. Lock out the power supply and tag it to prevent unexpected application power.
• Reducers are not to be considered fail safe or self-locking devices. If these features are required, a properly sized, independent holding device should be utilized. Reducers should not be used as a brake.
• Any brakes that are used in conjunction with a reducer must be sized or positioned in such a way so as to not subject the reducer to loads beyond the catalog rating.
• Lifting supports including eyebolts are to be used for vertically lifting the gearbox only and not other associated attachments or motors.
• Use of an oil with an EP additive on units with backstops may prevent proper operation of the backstop. Injury to personnel, damage to the reducer or other equipment may result.
• Overhung loads subject shaft bearings and shafts to stress which may cause premature bearing failure and or shaft breakage from bending fatigue, it not sized properly.

SELLING CONDITIONS
Warranty for manufacturing defects will expire one-year the invoicing date. Hydro-Mec will replace or repair defective parts but will not accept any further changes for direct or indirect damages of any kind. The warraty will become null and void if repairs or changes are carried out without our prior written authorization.

Our company will not be responsible for any direct or indirect damages, caused by a wrong use of the products or for not observing the catalogue/web indication

Leggere attentamente
Le seguenti raccomandazioni sono fondamentali per la vostra protezione e per garantirvi molti anni di sicuro funzionamento del vostro prodotto senza alcun problema.
Leggere attentamente tutte le istruzioni prima di azionare il riduttore. L'inappropriata installazione, manutenzione o funzionamento del riduttore può causare incidenti al personale addetto e danni al riduttore stesso.

ATTENZIONE!

• E' richiesta autorizzazione scritta per azionare riduttori in ascensori o dispositivi per il movimento delle persone.
• Controllare che alcune applicazioni non eccedano la massima capacità di carico ammessa pubblicata in questo catalogo.
• L'acquirente è l'unico responsabile per la determinazione dell'adeguatezza del prodotto per qualcuna o tutte le utilizzazioni che l'acquirente stesso farà del riduttore. L'applicazione dell'acquirente non potrà essere soggetta ad alcuna implicita garanzia di montaggio per uno scopo particolare.
• Per ragioni di sicurezza l'acquirente dovrà provvedere a porre protezioni adeguate su tutta la lunghezza dell'albero a tutti gli organi in movimento. L'utilizzatore è responsabile del controllo di tutti i codici di sicurezza e la predisposizione di protezioni adeguate. In assenza di tali precauzioni si possono verificare incidenti alle persone e danni agli apparati.
• Olio e riduttori bollenti possono causare gravi ustioni. Usare estrema cautela nella rimozione dei tappi e delle ventole.
• Assicurarsi che la corrente di alimentazione sia scollegata prima di riparare o rimuovere alcun componente. Chiudere l'alimentazione e contrassegnare tale operazione per evitare accensioni accidentali.
• I riduttori non devono essere considerati esenti da guasti o a bloccaggio automatico. Se sono indispensabili queste caratteristiche, deve essere utilizzato un dispositivo indipendente della dimensione adatta. I riduttori non devono essere utilizzati come freni.
• Qualsiasi freno sia utilizzato insieme al riduttore deve essere della giusta grandezza e posizionato in modo da non causare carichi eccessivi non previsti dai dati forniti nel catalogo.
• I dispositivi di sollevamento come le golfare devono essere usati solo per sollevare verticalmente il riduttore e non altri dispositivi associati o motori.
• L'utilizzo di un olio con un additivo EP su gruppi provvisti di dispositivo di arresto possono inficiare l'uso corretto del freno e provocare danni alle persone, alle cose ed al riduttore stesso nonché ad altri apparecchi.
• I Carichi sospesi assoggettano i cuscinetti della vite e la vite stessa a sollecitazioni che possono causare, se non adeguatamente dimensionati, l'usura prematura dei cuscinetti e/o la rottura della vite a causa della resistenza alla flessione.

CONDIZIONI DI VENDITA
La garanzia relativa a difetti di costruzione ha la durata di un anno dalla data di fatturazione della merce. Tale garanzia comporta per Hydro-mec l'onere della sostituzione o riparazione delle parti difettose ma non ammette ulteriori addebiti per eventuali danni diretti o indiretti di qualsiasi natura.
La garanzia decade nel caso in cui siano state eseguite riparazioni o apportate modifiche senza nostro consenso scritto.

La nostra ditta non si ritiene responsabile per eventuali danni diretti o indiretti derivanti da un uso improprio dei prodotti e dalla mancata osservanza delle indicazioni riportate a catalogo o web..

New options available



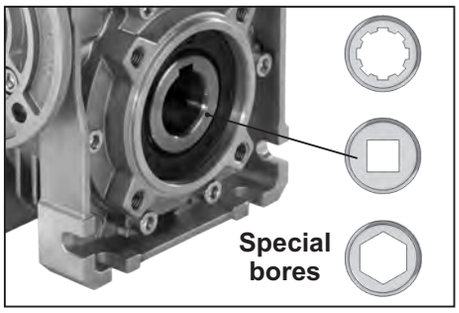









Color	RAL
light grey	7035

Others HYDRO-MEC products

Worm gearboxes
Rid. a vite senza fine

S series square worm gearboxes
Rid. a vite senza fine quadro serie S

Stainlessteel worm gearboxes
Rid. a vite senza fine Inox



One step gearboxes
Riduttori ad uno stadio

Coaxial gearboxes
Riduttori coassiali

Stainlessteel coaxial gearboxes
Riduttori coassiali Inox

Shaft mounted gearboxes
Riduttori pendolari

Shaft mounted gearboxes
Riduttori pendolari

Helical bevel gearboxes
Rid. a coppia conica

Distributed From:

HYDRO-MEC

Via della tecnica, 19
36050 SOVIZZO (VI) ITALY
Tel.: +39 0444 551911
Fax: +39 0444 536139
e-mail: hydromec@hydromec.com
Website: www.hydromec.com

* CT- VFM- QS- HM012*